



Sheer
Driving Pleasure



THE M4

COUPÉ
CONVERTIBLE



THE BMW M4 COUPÉ. THE BMW M4 CONVERTIBLE.



DIGITAL DISCOVERY: THE NEW BMW BROCHURES APP.



More information, more sheer driving pleasure: The new BMW brochure app offers a digital and interactive BMW experience like never before. Download the BMW brochure app for your smartphone or tablet now and rediscover your BMW.

INNOVATION AND TECHNOLOGY.



16 Engine and suspension



18 BMW Personal CoPilot
19 BMW ConnectedDrive



20 Intelligent lightweight construction and athletic design

EQUIPMENT.



22 BMW M4 Coupé



24 BMW M4 Convertible




26 BMW Individual



28 Additional equipment



34 Colour worlds



38 Technical data

MDORPHINES.

RADICALLY MORE.





DO YOU POSSESS IT?
OR DOES IT POSSESS YOU?

FORGED, BURNISHED M LIGHT ALLOY STAR-SPOKE
666 M WHEELS, BLACK¹ /// M CARBON CERAMIC BRAKES¹ ///
SPORTY COUPÉ LINES AND A CARBON ROOF

¹ Available as optional equipment.

BUCKLE UP – AND UNLEASH.

M SPORT SEATS WITH BELT SLOTS¹ OFFER OPTIMAL SUPPORT DURING
SPORTY DRIVING /// M SAFETY BELTS WITH M STRIPES¹ /// M LEATHER STEERING
WHEEL WITH M DRIVE BUTTONS AND SHIFT PADDLES¹ /// DOORSILL FINISHERS
WITH CHROME INSERTS AND MODEL DESIGNATION

¹ Available as optional equipment.



DRIVING PLEASURE, MADE FROM ADRENALIN.

FULL LED HEADLIGHTS WITH HEXAGONAL DESIGN ///
M BONNET WITH POWERDOME /// M DOUBLE SLATS AND
M GILLS WITH AIR BREATHERS IN HIGH-GLOSS BLACK



M4



ROOF OPEN, READY FOR ACTION.

M COMPETITION PACKAGE¹ /// 331 kW (450 HP) ///
ADAPTIVE M SUSPENSION¹ WITH SPECIAL TUNING
FOR ALL DRIVE MODES /// IMPROVED SETTINGS
FOR DSC AND ACTIVE M DIFFERENTIAL

¹ Available as optional equipment.






A SHOW OF STRENGTH.

MORE PERFORMANCE, MORE DESIGN, MORE M. WITH UP TO 450HP UNDER THE BONNET, BORN FOR THE RACETRACK AND AT HOME IN THE FAST LANE. AN AGGRESSIVE DESIGN THAT DRAWS ADMIRING LOOKS. AN ATHLETIC INTERIOR THAT OFFERS COMFORT: HERE, IN THE M SPORT SEATS AND SURROUNDED BY THE FINEST LEATHER¹, IS WHERE THE ENDORPHINS ARE RELEASED. STARTING IN POLE POSITION, SENSES ALIVE, HANDS FIXED TO THE WHEEL. YOU'RE READY FOR ACTION. ULTIMATE DRIVING MACHINES: THE **BMW M4 COUPÉ** AND THE **M4 CONVERTIBLE**.

¹ Available as optional equipment.

M TWIN POWER TURBO ENGINE.



M TWIN POWER TURBO INLINE 6-CYLINDER PETROL ENGINE.

A passion for innovation and technology along with many years of motor sport experience influence the development of every engine from BMW M GmbH. This is why the interplay of all components, including M TwinPower Turbo technology with Valvetronic, a pair of weight-optimised mono-scroll turbochargers, a forged crankshaft and a high-performance cooling system, guarantees such outstanding responsiveness and exceptional output of the M TwinPower Turbo unit. At the same time, however, emissions and fuel consumption are reduced.

BMW M4 Coupé / BMW M4 Convertible.

- M TwinPower Turbo inline 6-cylinder petrol engine with 317 kW (431 hp) and 550 Nm torque; output with optional M Competition package 331 kW (450 hp) and 550 Nm torque
- Acceleration from 0 to 100 km/h: 4.3 s [4.1 s] / 4.6 s [4.4 s]
- Acceleration from 0 to 100 km/h with M Competition package: 4.2 s [4.0 s] / 4.5 s [4.3 s]
- Top speed: 250 km/h (electronically limited), 280 km/h with optional M Driver's Package
- Combined fuel consumption: 9.9–10.0 l/100 km [9.3 l/100 km] / 10.1–10.2 l/100 km [9.5 l/100 km]
- Combined CO₂ emissions: 225–227 g/km [211–213 g/km] / 230–232 g/km [215–217 g/km]

The data for fuel consumption, CO₂ emissions and energy consumption are determined in accordance with the measurements processes as defined by European Regulation (EU) 2007/715 in the applicable version. Data refer to a vehicle with base-level equipment in Germany, and the ranges account for differences according to the selected wheel and tyre size and the optional equipment and may change during the configuration process.

Figures have been determined on the basis of the new WLTP test cycle and have been converted back into NEDC figures for comparability. [For these vehicles, values other than those specified here may apply for the assessment of taxes and other vehicle-related charges that are (also) based on CO₂ emissions]. For further information on fuel consumption and CO₂ emissions, please see pages 38 | 39 or consult your local BMW partner.

SUSPENSION.



The **M specific suspension** is set ten millimetres lower, unleashing the vehicle's full dynamic potential.

The **Active M differential** optimises traction and driving stability when changing lanes or accelerating out of a bend, when taking bends at high speeds or on different road surfaces. Traction is optimised with the help of an electronically operated device that reduces the difference in revolution speed between the rear wheels.

By electronically regulating the shock absorbers, **Adaptive M suspension**¹ automatically ensures the vehicle is perfectly tuned to suit the driving conditions. The suspension settings can be modified for high comfort or sporty dynamics via the COMFORT, SPORT and SPORT+ modes on the Driving Experience Control.

M Drive allows for the individual configuration of the DSC mode, the appearance of a Head-Up Display^{1,2} and personal driver profiles – from comfortable gliding all the way up to a sporty and highly responsive set-up – by adjusting the engine, damper and steering characteristics, as well as the transmission. Activation is as simple as touching one of the two M buttons integrated into the multifunction steering wheel.

Shift gears without interruption in tractive force, without using the clutch and without slowing down: the **7-speed M double-clutch transmission with Drivelogic**¹ makes this possible. Gears can be changed automatically or manually using the gearshift paddles on the steering wheel or the gear lever. Launch Control guarantees maximum acceleration from a standing start.

Values in [] are for vehicles with M Double Clutch Transmission with Drivelogic.

¹ Available as optional equipment.
² The visuals in the BMW Head-Up Display are not fully visible when viewed through polarised sunglasses. Functionality shown is dependent on equipment. Further optional equipment is required for the display.

BMW Personal CoPilot

By your side, when you decide.

THE INNOVATIVE BMW ASSISTANCE SYSTEMS.

Enjoy the ultimate in comfort and safety with the BMW Personal CoPilot. Whether it's for driving or parking, you can rely on BMW Personal CoPilot driver assistance systems in every situation. The most cutting-edge systems, such as radar, ultrasound and cameras, dependably register the vehicle's surroundings, forming the basis for intelligent driver assistance systems. Either activated when desired, or as emergency assistance in the background – BMW Personal CoPilot assistance systems make every journey in your BMW even safer and more enjoyable.

CLOSER TO AUTONOMOUS DRIVING THAN EVER BEFORE.

Autonomous driving is not a utopia, it is the future: All over the world, BMW Personal CoPilot test vehicles are already driving completely independently without the driver's intervention and not only show impressively how mobility will change in the near future – they also offer an outlook on the next level of driving pleasure. Even today, BMW Personal CoPilot assistants already offer a large number of intelligent semi-automated systems that actively support and relieve the driver in almost every driving situation.

SIMPLY PARK IT.

Intelligent parking assistance systems from BMW Personal CoPilot are available so that you don't just look forward to every ride in your BMW, but also to parking. For example, the Parking assistant already displays suitable parking spaces as you drive past and, depending on the BMW model, runs the parking process either partially or completely independently. But here too, automation will continue to advance, so that in the future it will be possible for vehicles without drivers to search for a parking space and execute the parking process autonomously.

LANE CHANGE WARNING.

The Lane Departure Warning^{1,*} detects lane markings and alerts the driver before an unintentional lane change at speeds above around 70 km/h by means of vibrations in the steering wheel. The warning is not activated if the lane change is deliberate, that is, when the indicator has been activated.

DRIVING ASSISTANT.

Driving Assistant^{1,2} combines the Lane Departure Warning and Approach control warning systems. When travelling at speeds between 10 and 60 km/h, the Approach control and person warning with light city braking function issues a warning if there is a risk of collision with vehicles or pedestrians, and brakes the vehicle in the event of an emergency. At speeds above approx. 70 km/h, the Lane Departure Warning draws the driver's attention to an unintentional lane change by means of slight vibrations of the steering wheel.

PARK ASSIST.

The Parking Assistant^{1,*} makes parallel parking easier. The system works by measuring potential spaces while driving past them at a low speed. When a suitable space has been found, the Parking assistant takes over the steering, while the driver is responsible for selecting the correct gear, as well as pressing the accelerator and brakes.

IN THE BMW M4.

The key visual for BMW Personal CoPilot shown here is an exemplary, artistic representation, which can deviate from the design and equipment of the BMW model described in this medium.

BMW ConnectedDrive

Connected to be free.

Innovation and Technology 18 | 19

CONNECTED FOR OVER 20 YEARS.

Focused on the future – from the very beginning. By the 1990s, BMW had already made headway in connected mobility. Another milestone of the digital future was surpassed in 2004: vehicles with built-in SIM cards. Then came the first online functionality, Google Services and innovative display systems such as the BMW Head-Up Display. Throughout this process, the desires of the customer have always taken centre stage. In a first for a premium automobile manufacturer, BMW makes it possible to book and pay for services flexibly via the BMW ConnectedDrive Store, in the vehicle or on a computer at home. And with the introduction of BMW Connected, the Open Mobility Cloud and the BMW Intelligent Personal Assistant, BMW is taking the next steps into the future of mobility.

MORE THAN 20 SERVICES IN THE BMW CONNECTED DRIVE STORE.

ConnectedDrive open the gate to the digital world of BMW. Use vehicle apps such as news, weather, office or online search on the go and be well informed at all times. Via the ConnectedDrive Store or directly in your BMW, you can book additional digital services such as Connected Music or Concierge Service – anytime, anywhere, easily and flexibly.

IN TOUCH 24/7 WITH BMW CONNECTED.

Are the doors of my car really locked, when should I leave my office to arrive in time for dinner at the fancy Italian restaurant and how will I find my way there? As your personal mobility assistant, the BMW Connected App can easily help you with all these questions. It connects you directly with your car, giving you access before and during your trip to numerous functions, which make every drive simpler and more comfortable.

BMW CONNECTED.

Connect with your BMW. The BMW Connected app* is your digital mobility assistant which takes care of your needs before and during your journey. Access your car using your smartphone, smartwatch, Amazon Echo or Google Assistant, send destinations to the navigation system or receive reminders for meetings to make sure you arrive there on time.

BMW M LAPTIMER APP.

Using the BMW M laptimer app^{1,*}, driving data from the racetrack can be recorded accurately and then analysed. The recorded information can be shared as a snapshot on social media while the data, including accelerator position, steering angle, G-force and best lap time, can be sent by email. A GoPro interface is also incorporated.

REMOTE SERVICES.

Did I lock my car doors? Where exactly is it parked? Remote Services^{1,*} allows you to access your vehicle from a distance using the BMW Connected app. Flash your headlights, activate the climate control function inside your vehicle or lock your BMW from anywhere using your smartphone.

IN THE BMW M4.

¹ Available as optional equipment.

² Function may be limited in darkness, fog or bright glare.

* The availability of some equipment features and functions depends on engine variants or additional options. The market and production availability may vary. You can find detailed information about terms, standard and optional equipment at www.bmw.com or from your BMW Partner.

Some ConnectedDrive Services may differ between countries. Please consult your local BMW partner for more information.

BMW EFFICIENT LIGHTWEIGHT AND ATHLETIC DESIGN.



BMW **EfficientLightweight** is intended for implementation in M vehicles, because a low weight is the basis for the best driving dynamics and exemplary efficiency. Weight-optimised materials such as CFRP (carbon fibre reinforced plastic), aluminium and magnesium are utilised when constructing various components. That increases agility and optimises acceleration and braking.



The **front end strut brace** made of carbon fibre reinforced plastic (CFRP) is a significant body component in the engine compartment that comes from motor-sport vehicles. Though it weighs only 1.5 kg, it significantly increases frontend rigidity and contributes to greater steering precision and accuracy.

The **M Carbon ceramic brake**^{1,2,*} delivers braking power more directly. It is non-corrosive, very resistant to abrasion, tolerates more heat and contributes to a lower vehicle weight, which has a positive impact on agility, dynamics and acceleration. Matt Gold-coloured brake callipers with the M logo make this special technical equipment visible from outside the car.



As part of the intelligent BMW lightweight construction concept, the **Carbon roof**³ made of carbon fibre reinforced plastic (CFRP) helps reduce the vehicle's weight and shifts the car's centre of gravity lower. This results in greater agility and dynamics when taking a bend, along with an improved acceleration and braking performance. It also means that the tyres' potential can be better utilised.

The carbon roof's striking roofline emphasises the M design's dynamic contours. The visible CFRP fibre structure displays the complex multilayer construction of the roof-shell, which is attached to the body via a special adhesive technology.

The aerodynamically optimised **M specific exterior mirrors** have been symbols of the sporty and dynamic design of the M line for decades. Attached to the body by a double-bridged base, they convey a sense of precision engineering, lending additional character, dynamics and aerodynamic details to the sides.

The additional LED indicators are fitted into a long, narrow groove.

¹ Available as optional equipment.

² Depending on conditions and usage, features specific to the materials used can lead to operational noises, particularly in wet conditions, just before the vehicle comes to a halt.

³ Only in conjunction with BMW M4 Coupé.

*The availability of some equipment features and functions depends on engine variants or additional options. The market and production availability may vary. You can find detailed information about terms, standard and optional equipment at www.bmw.com or from your BMW Partner.

BMW M4 COUPÉ WITH M COMPETITION PACKAGE.

Discover more with the new BMW catalogue app. Now available for your smartphone and tablet.

■ Standard equipment □ Optional equipment



An uncompromised forward drive characterises the design of the BMW M4 Coupé. The power dome in the M bonnet refers to sporty role models and the Adaptive LED headlights¹ in hexagonal design set striking light accents.



The tailgate design with an integrated rear spoiler optimises aerodynamic downforce. This, plus a specially tuned Adaptive M Suspension, recalibrated Dynamic Stability Control (DSC), the Active M Differential and optional 20" M light alloy wheels with mixed tyres, means the BMW M4 Coupé brings even better performance to the street. The high-gloss black model designation and tailpipes in black chrome round off a powerful impression.



□ An impressive cockpit with round instruments in the hallmark M design, M leather steering wheel with chrome insert and colour-contrast stitching plus the optional Carbon Fibre interior trim with black chrome highlights.



□ The M Sport seats featuring width-adjustable side bolsters offer perfect lateral support. The upright seat apertures in the BMW M4 Coupé ensure effective ventilation on the racetrack. Shown here in full leather trim 'Merino' Bicolour Sakhir Orange/Black.



□ The exclusive forged 20" M light alloy wheels Star-spoke style 666 M, black, with mixed-size tyres, impress both with their striking looks and their grip.

¹ Available as optional equipment.

The Standard and Optional equipment may differ between countries. Please consult your local BMW partner for more information.

BMW M4 CONVERTIBLE WITH M COMPETITION PACKAGE.

Discover more with the new BMW catalogue app. Now available for your smartphone and tablet.

■ Standard equipment □ Optional equipment



Facetted surfaces, precise contours and a strong three-dimensional effect are a compelling expression of the BMW M design philosophy at the front.



The athletic side contours and the sporty, flat rear are highly dynamic and exceptionally elegant at the same time.



■ The M automobile's ergonomic concept includes an exclusive cockpit with driver orientation that is typical of M. This makes all the vehicle's controls and gauges, as well as details such as the M driver footrest, always easily accessible to the driver. As in racing, intuitive control over the vehicle is a priority, along with enabling the fastest possible reaction times.



□ The Sport seats with illuminated badges are characterised by perfect ergonomics and outstanding body support during dynamic driving. Shown here in the optional full leather trim 'Merino' Silverstone.



■ The M light alloy wheels feature a sporty design and also contribute to a reduction in weight. Optional 19" M light alloy Double-spoke style 437 M wheels with mixed tyres, shown here in Black.

BMW INDIVIDUAL.
THE EXPRESSION OF PERSONALITY.



As sparkling as the gemstone that gave it its name, the BMW Individual Smoked topaz metallic paint finish is a unique visual treat, especially in sunlight, that attracts every eye.



The BMW Individual interior trim finishers piano finish Black combine elegance, sportiness and that certain something extra to create a design highlight that attracts attention in the interior.



Luxury wherever the eyes look: The extended leather trim BMW Individual 'Merino' Cohiba Brown shows just how good the fulfilment of individual dreams can feel thanks to its strong character colour, the highest level of craftsmanship and the finest material.

If someone decides, then you: BMW Individual offers you all the options to customise the new BMW M4 Convertible according to your wishes, with the degree of customisation entirely up to you. Add your personal driving experience to the typical BMW driving pleasure. Choose what suits you the most from particularly high-quality equipment options: Exclusive BMW Individual paint finishes that show style and confidence. Soft, voluminous leather trims and interior trim finishers made of fine woods, which turn the interior into your personal comfort zone. Or go your very own way, only following your ideas – BMW Individual ensures that they become an automotive reality.

ADDITIONAL EQUIPMENT.

Discover more with the new BMW catalogue app. Now available for your smartphone and tablet.

■ Standard equipment □ Optional equipment



■ Made of carbon fibre reinforced plastic (CFRP), the precision strut brace increases frontend rigidity, steering precision and accuracy.



□ The M kidney grille with high-gloss black double slats² and model designation emphasises the forward-thrusting design of the front profile.



□ Adaptive LED headlights with low-beam and high-beam headlights include LED turn indicators, fog lights and a high-beam assistant.



■ The M specific exterior mirrors with a double-bridged design and additional integrated LED indicators accentuate the sporty character of the car.



□ The electric glass sunroof¹ provides the pleasant feel of a generously proportioned, airy interior. The integrated wind deflector guarantees a high level of acoustic comfort.



■ As part of the BMW intelligent lightweight construction concept, the Carbon roof^{1,4} made of carbon fibre reinforced plastic (CFRP) helps to reduce the vehicle's weight.



■ The distinctive M gills underscore the car's sporty appearance and optimise aerodynamics with an integrated Air Breather.



□ The two bevelled M double tailpipes finished in black chrome integrate harmoniously with the flowing lines of the rear apron.²



■ 18" M light alloy wheels V-spoke style 513 M with mixed tyres.



□ 19" M light alloy wheels Double-spoke style 437 M with mixed tyres.



□ 19" M light alloy wheels Double-spoke style 437 M with mixed tyres, Black.



□ 20" M light alloy wheels Star-spoke style 666 M, forged and with mixed tyres.²



■ Thanks to the use of a special material mix, M compound brakes achieve outstanding deceleration values and are extremely stable and highly durable.



□ The weight-optimised M Carbon ceramic brake^{3,*} provides ideal traction, high thermal resistance and is highly durable.



□ 20" M light alloy wheels Star-spoke style 666 M, forged and with mixed tyres, black.²

¹ Only in conjunction with BMW M4 Coupé.

² Only available in conjunction with the optional M Competition package.

³ Depending on conditions and usage, features specific to the materials used can lead to operational noises, particularly in wet conditions, just before the vehicle comes to a halt.

The impact of moisture and road salt can cause the braking action to be equivalent to a conventional brake system. This can, for a short time, be experienced as a reduction in braking action and can be balanced out by greater pressure on the pedal where necessary.

⁴ Not in conjunction with glass roof, electrical.

*The availability of some equipment features and functions depends on engine variants or additional options. The market and production availability may vary. You can find detailed information about terms, standard and optional equipment at www.bmw.com or from your BMW Partner.

The Standard and Optional equipment may differ between countries. Please consult your local BMW partner for more information.

ADDITIONAL EQUIPMENT.

Discover more with the new BMW catalogue app. Now available for your smartphone and tablet.

■ Standard equipment □ Optional equipment



□ The lightweight M Sport seats¹ from the M Competition package emphasise the athletic orientation of the vehicle in the interior. Optimum lateral support for the driver and front passenger is provided by long seat surfaces and width-adjustable seat backs with vertical apertures. Shown here in the full leather trim 'Merino' Bicolour Silverstone/Black.



■ The Lights package features numerous LED lights both inside and outside for increased convenience and a stylish look for the interior.



■ The M Leather steering wheel including multifunction buttons and an integrated driver-side airbag features the three-spoke design. With a steering wheel rim in leather 'Walknappa' Black with black stitching and contoured thumb rests, it provides a direct, athletic steering experience.



□ The M seat belts with belt tensioner and belt force limiter boast an exquisite woven highlight in the classic M colours.



□ The Navigation system Professional², including hands-free facility, USB interface, built-in 8.8" display with a resolution of 1,280 x 480 pixels and Radio BMW Professional with a DVD player, comes with a three-dimensional map display and 20 GB of memory. The system is operated intuitively via the iDrive Touch Controller or touch screen. Map updates are available for three years without license fees.



□ Harman Kardon surround sound system with 600 watt digital amplifier³, vehicle-specific equalising and loudspeakers with chrome detailing.



■ The Instrument cluster with extended contents: includes Info Display for the presentation of navigation instructions and various controls.



□ Shift gears without interruption in tractive force, without using the clutch and without slowing down: the 7-speed M double-clutch transmission with Drivelogic makes this possible. Gears can be changed automatically or manually using the gearshift paddles on the steering wheel or the gear lever. Launch Control guarantees maximum acceleration from a standing start.



□ The Air collar⁴ releases pleasant, warm air around the head and shoulders, ensuring comfort when driving with the roof open.



□ The Wind deflector⁴ provides the driver and front passenger with effective protection from draughts. When it is not needed, it can be stored compactly.

¹ Only in conjunction with BMW M4 Coupé.
² As part of BMW ConnectedDrive, in selected European countries, the system automatically updates maps for three years up to four times per year without incurring licensing fees.
³ BMW M4 Convertible with 515-watt digital amplifier.
⁴ Only in conjunction with BMW M4 Convertible.
Some ConnectedDrive Services may differ between countries. Please consult your local BMW partner for more information.
The Standard and Optional equipment may differ between countries. Please consult your local BMW partner for more information.

ADDITIONAL EQUIPMENT.

Discover more with the new BMW catalogue app. Now available for your smartphone and tablet.


■ Standard equipment □ Optional equipment



■ BMW Individual headliner Anthracite: the headliner and the trims on the vehicle's pillars and sun visors feature cloth in Anthracite.



□ At the touch of a button, the Steering-wheel heating quickly warms up the steering wheel rim to a pleasant temperature. The steering wheel gives the driver a pleasant warm feeling even when it's cold outside, allowing them to conveniently and safely steer the vehicle without the encumbrance of gloves – a great boost in comfort, especially during the winter months.



□ The full-colour BMW Head-Up Display² with M-specific functions projects all information relevant for the journey directly into the driver's field of vision. With the press of a button, the driver can switch to the M-specific display, which includes a gear indicator, the rpm as a dynamic range curve, as well as shift lights indicating the optimal moment to shift.



□ Telephony with wireless charging³ offers a comprehensive telephony package with Bluetooth connectivity and the technical capacity for a WiFi hotspot.



■ M Drive allows for the individual configuration of the vehicle set-up by adjusting the engine, damper and steering characteristics, as well as the transmission.



□ BMW Individual instrument panel finished in leather (XT1). Top in Black Walknappa leather and bottom in leather 'Merino' matching the upholstery colour. Door panels finished in leather.*



□ Preparation for Apple CarPlay⁴,* supports the convenient and wireless use of a selected iPhone® functions in the vehicle. This allows smartphone content, along with functions such as music, iMessages/text messages, telephony, Siri, navigation and selected third-party apps to be displayed and operated via the vehicle's user interface and via Voice control.



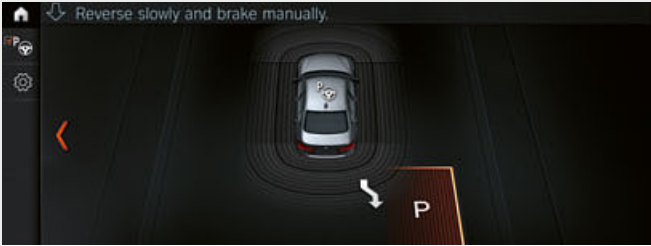
□ Surround View* includes the camera-based functions Top View, Rear view camera and Side View. Cameras in the exterior mirrors and a Rear view camera allow a 270° view to be shown on the Control Display, as well as an overhead view. Side View makes it easier to approach intersections and driveways with difficult visibility.



□ The electrical seat adjustment¹ is easy to use and the memory function allows users to save their preferred settings for the seat and exterior mirrors.



■ As soon as the door is opened, the characteristic M entry sills with M designation hints at the excitement to come when the driver gets behind the wheel.



□ The Parking assistant* makes parallel parking easier. The system works by measuring potential spaces while driving past them at a low speed. When a suitable space has been found, the Parking assistant takes over the steering, while the driver is responsible for selecting the correct gear, as well as pressing the accelerator and brakes.



□ Using the BMW M laptimer app*, driving data from the racetrack can be recorded accurately and then analysed. The recorded information can be shared as a snapshot on social media while the data, including accelerator position, steering angle, G-force and best lap time, can be sent by email. A GoPro interface is also incorporated.

¹ Standard for the BMW M4 Convertible.
² The visuals in the BMW Head-Up Display are not fully visible when viewed through polarised sunglasses. Functionality shown is dependent on equipment. Further optional equipment is required for the display.
³ The smartphone holder on the side of the centre console enables inductive charging for mobile phones compatible with the Qi-standard. For selected smartphones which do not support Qi-standard inductive charging, special charging covers are available from

BMW Parts and Accessories. Establishing an internet connection through the SIM card with a 4G/LTE mobile phone network incurs additional costs which are charged separately by the mobile phone provider.
⁴ Apple CarPlay® compatibility and supported functions depend on the model year and the software installed on the iPhone®. When the Apple CarPlay® preparation is in use, selected vehicle data is transferred to the phone. The mobile phone manufacturer is responsible for any further processing of this data.


*The availability of some equipment features and functions depends on engine variants or additional options. The market and production availability may vary. You can find detailed information about terms, standard and optional equipment at www.bmw.com or from your BMW Partner.

Some ConnectedDrive Services may differ between countries. Please consult your local BMW partner for more information.
The Standard and Optional equipment may differ between countries. Please consult your local BMW partner for more information.

EXTERIOR COLOURS.

Discover more with the new BMW catalogue app. Now available for your smartphone and tablet.

■ Standard equipment □ Optional equipment



□ Metallic 475 Sapphire Black



□ Metallic B39 Mineral Grey



□ Metallic B68 Yas Marina Blue



■ Non-metallic 300 Alpine White



□ Metallic A96 Mineral White



□ Metallic WB51 San Marino Blue



□ Metallic B67 Austin Yellow



□ Metallic C1H Sakhir Orange II

BMW INDIVIDUAL




□ BMW Individual X12 Smoked topaz metallic



□ BMW Individual WP5Z Frozen Dark Blue II metallic¹



□ BMW Individual 490 Frozen Brilliant White metallic¹



□ BMW Individual 490 Frozen Red II metallic¹



□ BMW Individual 490 Frozen Black metallic¹

[Colours] The colours printed above are intended to provide you with a first impression of paints and materials available for your BMW. Experience has shown, however, that printed images of paint, upholstery and interior trim colours cannot faithfully reproduce

the actual appearance of the originals. We recommend therefore that you consult your BMW partner who will be able to show you original samples and assist with special requests.

¹ For the BMW M4 Coupé only available in conjunction with carbon roof.


The Standard and Optional equipment may differ between countries. Please consult your local BMW partner for more information.

INTERIOR COLOURS.

Discover more with the new BMW catalogue app. Now available for your smartphone and tablet.

■ Standard equipment □ Optional equipment

UPHOLSTERY COLOURS



■ Cloth/leather combination Carbon structure CSAT Anthracite¹



□ Leather 'Merino' with extended contents LKDA Sakhir Orange²



□ Leather 'Merino' with extended contents LKA9 Silverstone²



□ Leather 'Merino' with extended contents LKSW Black²



□ Full leather 'Merino' X3DA Sakhir Orange



□ Full leather 'Merino' X3A9 Silverstone



□ Full leather 'Merino' X3SW Black




□ Full leather trim 'Merino' Bicolour X3IO Sakhir Orange/Black^{3,*}




□ Full leather trim 'Merino' Bicolour X3IA Silverstone/Black^{3,*}


INTERIOR TRIMS



■ 4WH Blue Shadow with high-gloss Black finisher




□ 4WK Aluminium Blade with Black Chrome finisher



□ 4WL Carbon fibre with Black Chrome finisher

INTERIOR COLOURS



■ Black



□ 4FU Fine-wood trim 'Fineline' Anthracite, highlight trim finishers Pearl Chrome

BMW INDIVIDUAL




UPHOLSTERY COLOURS



□ BMW Individual leather 'Merino' ZAOW Opal White



□ BMW Individual leather 'Merino' ZAML Nutmeg




□ BMW Individual leather trim 'Merino' Z1XX Black with Sakhir Orange contrast stitching*



□ BMW Individual leather 'Merino' ZBP5 Amaro Brown




□ BMW Individual leather 'Merino' ZAWT Cohiba Brown




□ BMW Individual leather trim 'Merino' Z1XX Black with Blue contrast stitching*



□ BMW Individual leather 'Merino' ZAG8 Golden Brown



□ BMW Individual leather trim 'Merino' Z1XX Black with Yellow contrast stitching*



□ BMW Individual leather trim 'Merino' Z1XX Black with Silverstone contrast stitching*


BMW INDIVIDUAL



INTERIOR TRIMS



□ BMW Individual interior trim finishers XEX Fine-wood trim Ash Grain White with highlight trim finishers Pearl Chrome



□ BMW Individual interior trim finishers XE5 Fine-wood trim Platane auburn dark with highlight trim finishers Pearl Chrome



□ BMW Individual interior trim finishers XE7 piano finish Black with highlight trim finishers Pearl Chrome

Please note that even normal long or short-term use can lead to permanent upholstery damage. This can be caused in particular by non-colourfast clothing.

The interior colour is dependent on the chosen upholstery colour.

¹ Only available for M4 Coupé.
² Standard for the BMW M4 Convertible.
³ Only for the BMW M4 Coupé and only in conjunction with M Competition package.
*The availability of some equipment features and functions depends on engine variants or additional options. The market and production availability may vary. You can find detailed information about terms, standard and optional equipment at www.bmw.com or from your BMW Partner.

The Standard and Optional equipment may differ between countries. Please consult your local BMW partner for more information.

TECHNICAL DATA.		BMW M4 Coupé	BMW M4 Convertible
-----------------	--	--------------	--------------------

Weight			
Unladen EU ^{1, 2}	kg	1645 [1670]	1865 [1890]
Max. permissible weight	kg	2040 [2040]	2250 [2250]
Permitted load	kg	470 [445]	460 [435]
Luggage compartment volume min./max.	l	445	220–370

Engine ³			
Cylinders/valves		6/4	6/4
Capacity	cc	2979	2979
Max. output/engine speed	kW (hp)/rpm	317 (431)/ 5550–6500	317 (431)/ 5550–6500
Max. output/engine speed with M Competition package	kW (hp)/rpm	331 (450)/ 6250	331 (450)/ 6250
Max. torque/engine speed	Nm/rpm	550/ 2350–5500	550/ 2350–5500
Max. torque/engine speed with M Competition package	Nm/rpm	550/ 2350–5500	550/ 2350–5500

Power transmission		
Type of drive	Rear wheel	Rear wheel
Standard transmission	6-speed manual	6-speed manual

Performance			
Top speed	km/h	250 ⁵ [250] ⁵	250 ⁵ [250] ⁵
Acceleration 0–100km/h	s	4.3 [4.1]	4.6 [4.4]
Acceleration 0–100km/h with M Competition package	s	4.2 [4.0]	4.5 [4.3]

Consumption ^{3, 4} – All engines conform to the EU6 standard			
Urban	l/100km	12.6 [11.6–11.7]	12.8–12.9 [11.9–12.0]
Extra urban	l/100km	8.3–8.4 [7.9–8.0]	8.5–8.6 [8.0–8.1]
Combined	l/100km	9.9–10.0 [9.3]	10.1–10.2 [9.5]
Exhaust emissions standard (type-certified)		EU6d-temp [EU6d-temp]	EU6d-temp [EU6d-temp]
CO ₂ emissions	g/km	225–227 [211–213]	230–232 [215–217]
Tank capacity, approx.	l	60	60

Wheels/tyres		
Tyre dimensions	255/40 ZR 18 Y / 275/40 ZR 18 Y	255/40 ZR 18 Y / 275/40 ZR 18 Y
Wheel dimensions	9 J x 18 / 10 J x 18	9 J x 18 / 10 J x 18
Material	Light alloy	Light alloy

Values in [] are for vehicles with M DCT Drivelogic.

¹ Market-specific equipment is excluded.

² The EC unladen weight refers to a vehicle with standard equipment and does not include any optional extras. The unladen weight includes a 90% full tank and a driver weight of 75 kg. Optional equipment may affect the weight of the vehicle, the payload and the top speed if the selected equipment has an impact on the vehicle’s aerodynamics.

³ Performance data of petrol engines apply to vehicles using RON 98 fuel. Fuel consumption data apply to vehicles using reference fuels in accordance with EU Regulation 2007/715. Unleaded RON 91 and higher with a maximum ethanol content of 10% (E10) may also be used. BMW recommends RON 95 super unleaded petrol.

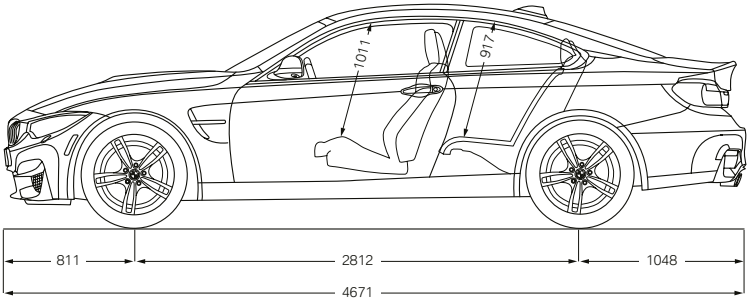

⁴ The data for fuel consumption, CO₂ emissions and energy consumption are determined in accordance with the measurement processes as defined by European Regulation (EC) 715/2007 in the applicable version. Data refer to a vehicle with base-level equipment in

Germany, and the ranges account for differences according to the selected wheel and tyre size and the optional equipment and may change during the configuration process. Figures have been determined on the basis of the new WLTP test cycle and have been converted back into NEDC figures for comparability. [For these vehicles, values other than those specified here may apply for the assessment of taxes and other vehicle-related charges that are (also) based on CO₂ emissions.]

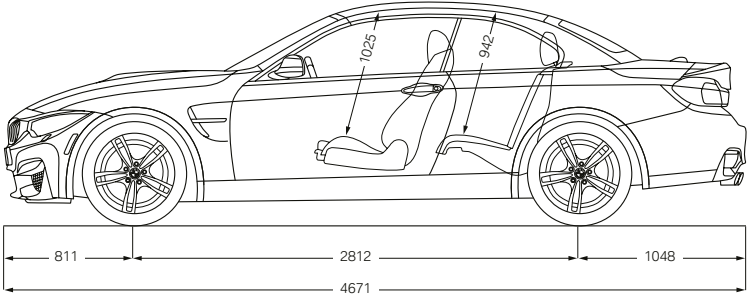
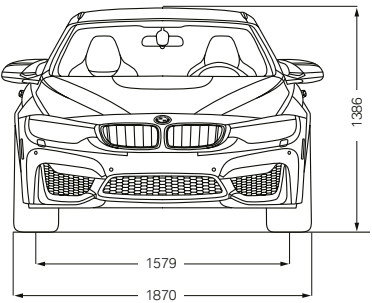
⁵ Electronically limited.

All options listed in this brochure are installed in the factory. If you have additional requirements, your BMW Partner can provide a comprehensive accessories brochure. For even more specific requests for your BMW, there is also BMW Individual. Here, you can find exactly the right solution, whatever your equipment needs. Should you have any questions, your BMW Partner will be delighted to advise.

BMW M4 Coupé



BMW M4 Convertible



All dimensions in the technical drawings are given in millimetres.

BMW M4 COUPÉ WITH M COMPETITION PACKAGE:

M TwinPower Turbo inline 6-cylinder petrol engine, 331 kW (450 hp), 20" M light alloy wheels Star-spoke style 666 M, Black, forged, with mixed tyres, exterior colour in Sakhir Orange II metallic, seats in full leather trim 'Merino' Bicolour Sakhir Orange/Black, interior trim finishers Carbon Fibre with highlight trim finishers Black Chrome.

BMW M4 CONVERTIBLE WITH M COMPETITION PACKAGE:

M TwinPower Turbo inline 6-cylinder petrol engine, 331 kW (450 hp), 20" M light alloy wheels Star-spoke style 666 M, forged, with mixed tyres, exterior colour in Frozen Dark Blue II, seats in full leather trim 'Merino' Silverstone, BMW Individual interior trim finishers piano finish Black.

The models illustrated in this brochure show the equipment and configuration options (standard and optional) for vehicles produced by BMW AG for the German market. Alterations in standard and optional equipment and the configurations available for the different models, as described in this brochure, may occur after 03/18/2019, the date when this brochure went to press, or according to the specific requirements of other markets. Your local BMW Partner is available to provide further details. Subject to change in design and equipment.

© BMW AG, Munich, Germany. Reproduction, even in part, only with the written approval of BMW AG, Munich.