

BMW 4 Series
Convertible
Coupe

www.bmw.com



Sheer
Driving Pleasure



THE BMW 4 SERIES. CONVERTIBLE AND COUPÉ.

BMW EFFICIENT DYNAMICS.
LESS EMISSIONS. MORE DRIVING PLEASURE.



BETWEEN HEAVEN AND EARTH.

THE BMW 4 SERIES.





The BMW 4 Series Convertible

AN IRRESISTIBLE FEELING OF FREEDOM.

- 06 Exterior**
Aesthetic, elegant and incredibly sporty.
- 08 Hardtop**
Perfect for any weather.
- 12 Room for space**
Sporting elegance and clever functionality.
- 14 Interior**
Inner freedom.



The BMW 4 Series Coupé

SPORTINESS MEETS AESTHETICS.

- 18 Exterior**
The lines of its body: unmistakable.
- 20 Dynamics**
Power in every facet.
- 22 Information**
Perfect in-car connectivity.
- 24 Interior**
An impressive entrance.



Technology

INNOVATIONS THAT MOVE YOU.

- 28 BMW ConnectedDrive**
So connected, you're free.
- 32 BMW EfficientDynamics**
The technology package for reduced emissions and more driving pleasure.
- 34 BMW TwinPower Turbo engines**
Maximum performance, minimum fuel consumption.
- 36 Chassis and safety**
Innovative systems for enhanced driving pleasure and safety.



Equipment

AS INDIVIDUAL AS YOUR DREAMS.

- 40 BMW 4 Series Convertible equipment variations**
- 50 BMW 4 Series Coupé equipment variations**
- 60 Colours, upholstery and interior trims**
- 66 BMW Individual**
- 68 Standard / Optional equipment**



Overviews

A SUMMARY OF EVERYTHING ON OFFER.

- 78 Technical data and information on fuel consumption and CO₂ emissions**
- 82 BMW Service**
BMW Service, BMW Financial Services and the BMW experience.



Editorial

ATHLETIC THROUGH AND THROUGH: THE BMW 4 SERIES CONVERTIBLE AND THE BMW 4 SERIES COUPÉ.

Always fascinating: the BMW 4 Series excels through sportiness and sheer elegance. As a Convertible, it communicates an irresistible feeling of freedom and impresses with its powerful presence. As a Coupé, it combines compelling athleticism with irresistible styling, and embodies a completely new kind of dynamism. Whichever BMW 4 Series you choose, you can look forward to an exhilarating driving experience. Discover the BMW 4 Series Convertible and the BMW 4 Series Coupé!

www.bmw.com/4coupe/design
www.bmw.com/4convertible/design

BMW 4 Series Coupé



BMW 4 Series Convertible and Coupé



Equipment of model shown: BMW 428i Convertible with Luxury Line.

Engine:	BMW TwinPower Turbo four-cylinder petrol engine
Transmission:	Eight-speed Steptronic transmission
Max. output:	180kW (245hp)
Wheels:	19" light alloy wheel Multi-spoke style 399 with mixed tyres
Exterior colour:	Mineral White metallic
Upholstery:	Dakota leather in Saddle Brown with Exclusive stitching
Interior trim:	Ash Grain fine-wood trim with metal inlay and Pearl-Gloss Chrome accent line

Equipment of model shown: BMW 435i Coupé with Sport Line.

Engine:	BMW TwinPower Turbo six-cylinder in-line petrol engine
Transmission:	Eight-speed Steptronic transmission
Max. output:	225kW (306hp)
Wheels:	19" light alloy wheels Star-spoke style 407 with mixed tyres
Exterior colour:	Mineral Grey metallic
Upholstery:	Dakota leather in Coral Red with Black highlights
Interior trim:	Finely Brushed Aluminium with high-gloss Black accent line

A silver BMW 4 Series Convertible is shown from a front-three-quarter perspective, driving on a paved road that curves into the distance. The car's top is down, and it has a license plate that reads 'M WN 5493'. The background features a dramatic sunset with the sun low on the horizon, creating a strong lens flare and casting a warm glow over the scene. The landscape includes rolling hills, scattered trees, and distant mountains under a blue sky with wispy clouds. The overall mood is one of freedom and luxury.

DRIVING PLEASURE THAT **LOOKS GOOD FROM ANY ANGLE.**

The BMW 4 Series Convertible accelerates out of the bend – and immediately captivates the eye's attention: from whichever angle you look at it, it exercises an irresistible aesthetic appeal. Its distinctive design expresses a readiness to leap into action, to move forward. Its elegant lines, long bonnet and low silhouette exude sporting dynamism, as do the expressive Adaptive LED Headlights with full LED technology, available as an option. But each detail of this car evokes one thing above all: the irresistible feeling of pure freedom.



LET'S BE OPEN ABOUT THIS: IT'S IRRESISTIBLE.

The top opens. Sunlight floods into the interior, warm air caresses your skin – and you don't even have to stop, because the all-weather hardtop of the BMW 4 Series Convertible can be opened and closed while driving at low speed, enabling you to enjoy your BMW 4 Series Convertible 365 days a year. On the sides, sharp creases and Air Breathers add sporting interest, while the car's wide stance and muscular flared wheel arches add a powerful, athletic note to the vehicle's elegance.





IT'S ALWAYS THE RIGHT DAY
TO DRIVE A CONVERTIBLE.

365 DAYS A YEAR.



FREEDOM MEETS **SPACE.**

In the interior, sporting elegance combines with clever functionality for even greater comfort. When driving with the top down, the optional wind deflector reduces draughts; when it is not needed, it can simply be tucked away in the innovative compartment behind the rear backrests. In addition, optional neck warmers emit pleasantly warm air, enabling you to forget the cold on cooler days. Thanks to the optional very generous through-loading hatch, the boot can accommodate two golf bags for example – and the comfort loading function, included as standard, enables easy access to the boot even when the top is down, as the roof package can simply be moved upward and out of the way along with the boot lid, at the press of a button.





AN INTERIOR WITH **EXTROVERT APPEAL.**

High-quality materials, painstaking workmanship and individual equipment options: with details such as seatbelts integrated into the seats, the exclusive interior design of the BMW 4 Series Convertible creates an ambience that combines comfort and sporting elegance. All the controls are precisely and ergonomically oriented towards the driver. The flowing interior trim strips, whose sweep reflects the athletic character of the Convertible, turn the vehicle's cockpit and rear cabin into an integrated whole.



BROAD STANCE.
IRRESISTIBLE
PRESENCE.



Unmistakable athleticism. The BMW 4 Series Coupé combines innovative technology with an uncompromisingly sporty design. Its distinctive styling turns heads everywhere. Discover dynamism's irresistible side: the BMW 4 Series Coupé.



A sporty, direct driving experience or superior ride comfort. Using Driving Experience Control, the car's behaviour can be adapted to your personal preferences, by selecting ECO PRO, COMFORT, SPORT or SPORT+ mode. Depending on which of the four modes you choose, the BMW 4 Series Coupé delivers lower fuel consumption, superlative ride comfort, or exceptionally agile handling.

FOUR TIMES MORE
DRIVING PLEASURE.

TOUCHES.
MOVES.
IMPRESSES.



The fascination of information. In the BMW 4 Series Coupé the outside world always remains an integral part of your driving experience. The optional Navigation System Professional for example includes Real Time Traffic Information (RTTI)* (optional) and enables drivers to save fuel using the Route-Ahead Assistant. The iDrive Touch Controller, included with this navigation system, also puts all the other ConnectedDrive Services* within your reach. This makes it easy for you to remain in touch wherever you go.

* May not be available in all countries. Please consult your BMW partner.

The image shows the rear passenger area of a BMW 4 Series Coupé. Two red leather seats with integrated headrests are visible. The interior features black trim and silver accents. Through the rear window, a group of people is seen standing in a modern, brightly lit space, possibly a shopping mall or office lobby. The text "ROOM FOR FREEDOM." is overlaid on the left side of the image.


ROOM FOR FREEDOM.

The next level of comfort. The rear seats benefit from integrated headrests and lots of legroom. The luggage compartment has room for two golf bags for example, and can be expanded using the optional 40/20/40-split rear backrest – clever details and comfort united in the BMW 4 Series Coupé.

ALWAYS READY TO ACCELERATE.

Exhilarating driving pleasure. Eyes on the road. Hands on the steering wheel. The lateral Air Breather is the first visual indication of the dynamism of the BMW 4 Series Coupé. But you can also feel it, when the 435i BMW TwinPower Turbo six-cylinder in-line petrol engine with optional eight-speed Steptronic transmission springs into action. Acceleration is unexpectedly intense, pressing your body into the low-slung seats. The BMW 4 Series Coupé delivers on its promise: it only takes 5.1 seconds to accelerate from 0 to 100km/h – or just 4.9 seconds when equipped with BMW xDrive.






BMW ConnectedDrive

So connected, you're free.

Our world is becoming more closely connected every day. BMW drivers are used to the fact that their vehicle and their world are connected – that they can request information, communicate via telephone or email and always be up to date while they're on the go. The BMW ConnectedDrive concept encompasses all the services and innovative technologies that network BMW vehicles and their passengers with the world outside and the traffic around.





BMW ConnectedDrive with its intelligent services and assistance systems is ready with all the right equipment. BMW ConnectedDrive Services & Apps offer more freedom by providing versatile connections between the driver, vehicle and the outside world. BMW ConnectedDrive Driver Assistance systems make driving a BMW safer and more comfortable. And intelligent systems make life easy for the driver and minimise the dangers of traffic.

For more information, please see:

➔ www.bmw.com/ConnectedDrive

CONNECTED DRIVE SERVICES.

Our everyday lives are becoming more and more connected. BMW drivers, however, enjoy better connections than most. They can source information, communicate by telephone and email, keep an eye on the traffic and generally stay up to date while on the move. The services that so effectively network BMW vehicles with the outside world are grouped under one term – BMW ConnectedDrive¹.



The **ConnectedDrive Services*** option seamlessly connects you to everything that's important to you, and to the people you want to be close to. Every feature has been designed to enhance your driving experience. The ConnectedDrive Services offer a comprehensive selection of services and apps – such as Facebook, web radio and message dictation. In this way, it is always up to you to decide which of the many and varied services you want to use.

* May not be available in all countries. Please consult your BMW partner.
¹ For further information on BMW ConnectedDrive please visit www.bmw.com/connecteddrive

The images shown here are equipment examples. Features are individually specific to every BMW. Depending on the model, the Control Display and presentation of content may differ.

BMW CONNECTED DRIVE SERVICES & APPS – INTELLIGENT CONNECTIVITY.

The **BMW ConnectedDrive Services & Apps*** – configuring them according to your individual needs is now quicker and easier than ever before. Listening to your favourite kind of music on every journey? No problem with AUPEO! personal internet radio.



AUPEO! PERSONAL INTERNET RADIO – CREATE YOUR OWN RADIO PROGRAMME.

With a smartphone and the AUPEO! personal internet radio app you can make sure that you will only ever hear music that you like. Customisable internet radio adapts itself to your musical taste. Choose from over 120 music genres, to access a music library that currently comprises over one million songs. Use the “Love” and “Ban” buttons in the Control Display to define your musical preferences. The smartphone is connected to the car via the snap-in adapter or a cable recommended by BMW. This function requires the Navigation System Professional.



INTERNET – INFORMATION AT YOUR FINGERTIPS.

Whether you need to check the balance in your bank account, place a bid on eBay or look something up in Wikipedia, the BMW ConnectedDrive Internet option ensures that you can do whatever you need to do online. To enable you to surf to your heart's content, the iDrive Controller in the centre console doubles as a computer mouse.



BLUETOOTH OFFICE – ALWAYS IN TOUCH.

Bluetooth Office enables BMW office functions such as emails, appointments, tasks, contacts and text messages to be shown on the Control Display or read aloud over the audio speakers using the read-aloud function. All compatible mobile end devices are listed at www.bmw.com/bluetooth.


BMW CONNECTED DRIVE DRIVER ASSISTANCE – A CO-DRIVER WHO THINKS AHEAD.

BMW ConnectedDrive Driver Assistance includes innovative functions that enhance safety and convenience, maximising your driving pleasure. Knowing in advance what sort of bend is coming up next? The full-colour BMW Head-up Display tells you. Receiving timely collision warnings? The Driving Assistant takes care of it.



BMW HEAD-UP DISPLAY – ALWAYS SEE WHERE YOU'RE GOING.

With this item of optional equipment, relevant driving information is projected directly into the driver's field of vision via a multi-coloured TFT display. The BMW Head-Up Display¹ shows speed-related data or displays information such as navigation instructions or telephone lists. More colours now make it easier to differentiate between general driving information – such as speed limits – and warnings, such as the Lane Departure Warning. This helps the driver to concentrate on the road ahead, making driving even safer.



DRIVING ASSISTANT – KEEPS THE RIGHT DISTANCE AND SAVES YOU FROM STRESS.

Driving Assistant combines the Lane Departure Warning and Approach Warning systems. The Approach and Pedestrian Warning with City Brake Activation issues a warning if there is a risk of collision with vehicles or pedestrians while travelling at speeds between 10 and 60km/h and brakes the vehicle in the event of an emergency. From a speed of approx. 70km/h, the Lane Departure Warning draws the driver's attention to an unintentional lane change by means of slight vibrations in the steering wheel.



NEW GENERATION NAVIGATION SYSTEM PROFESSIONAL – LEAN BACK AND LEAVE THE ROAD TO YOUR BMW.

Navigation System Professional incl. hands-free kit, with USB interface, fixed LCD colour display with split screen function (main and assistance windows), Radio Professional with DVD drive, 20 GB storage capacity for audio files and Real Time Traffic Information in conjunction with BMW Assist. The unit is operated intuitively via the iDrive Controller with direct menu control buttons and eight functional bookmarks. Maps are displayed in 3D with satellite background images. Selected sights are shown as photorealistic images.

* May not be available in all countries. Please consult your BMW partner.

The images shown here are equipment examples. Features are individually specific to every BMW. Depending on the model, the Control Display and presentation of content may differ.

¹ Not fully visible with polarised sunglasses.

BMW EFFICIENTDYNAMICS.
LESS EMISSIONS. MORE DRIVING PLEASURE.

BMW EFFICIENT DYNAMICS – MAKING A LITTLE GO A LONG WAY.

For BMW, the focus is always on delivering quintessential BMW driving pleasure. The pioneering BMW EfficientDynamics strategy, used across the entire model range, supports this goal using innovative technologies that minimise the vehicles' fuel consumption and emissions while at the same time enhancing dynamic performance and driving enjoyment.

It's a comprehensive technology package that encompasses the engine, energy management and the vehicle concept – and is standard in every BMW.

The new generation of petrol and diesel engines in the BMW TwinPower Turbo family is responsible for the improved performance and the reduction in emissions. Optimised aerodynamics and BMW EfficientLightweight contribute to increased efficiency. The BMW intelligent lightweight construction concept is all about using the right material in the right place, in order to lower weight, increase rigidity and thus achieve maximum agility.

BMW is leading the charge in terms of innovation in this area and is the only major car manufacturer that uses ultralight and highly rigid carbon fibre (CFRP). BMW also focuses on forward-thinking drive train concepts such as the BMW eDrive technology with a 100% electric powerplant, as well as plug-in hybrid models.

Overall, the technology package encompasses a multitude of optimisation measures in every BMW. Other features such as the ECO PRO mode, the Automatic Start/Stop function, the optional eight-speed Steptronic transmission and Brake Energy Regeneration also contribute to reductions in fuel consumption and emissions, as well as enhanced performance and driving pleasure. Included as standard in every BMW.

THE BMW EFFICIENT DYNAMICS MEASURES IN THE BMW 4 SERIES CONVERTIBLE AND COUPÉ AT A GLANCE.

The **Automatic Start/Stop function** automatically switches off the engine during brief stops, for example at a red light or in a tailback, in order to save fuel. When the driver operates the clutch (manual gearbox) or releases the brake (Steptronic transmission), the engine is automatically restarted within fractions of a second.

In petrol engines, **BMW TwinPower Turbo technology** combines a TwinScroll turbocharger with Valvetronic, Double-VANOS and High Precision Injection. In diesel engines, it similarly combines specially optimised turbocharger technologies with the most advanced generation of CommonRail direct injection technology and variable turbine geometry. In this way, BMW TwinPower Turbo technology significantly reduces the fuel consumption of petrol and diesel engines – while at the same time raising power output across a wide range of engine speeds.

Brake Energy Regeneration means that the alternator normally only generates electricity when the driver takes his foot off the accelerator or brakes – making productive use of excess kinetic energy to feed the battery.

The optional **eight-speed Steptronic transmission** enables smoother gearshifts and superior ride comfort with its finer gradation of gear ratios, causing smaller rev changes between gears. This makes for superlative comfort combined with exhilarating dynamics and reduced fuel consumption.


The **ECO PRO mode** helps drivers achieve fuel savings of up to 20 per cent depending on their individual style of driving, according to a BMW in-house fuel consumption study. The coasting function (only with eight-speed Steptronic transmission), Route-Ahead Assistant (only with Navigation System Professional) and ECO PRO Route (only with Navigation System Business or Navigation System Professional) increase the potential savings by another five per cent.

Thanks to wide-ranging **aerodynamics** optimisation measures the BMW has an outstanding drag coefficient, enabling maximum fuel efficiency. This includes features such as large-scale underfloor panelling, the Air Curtains in the front apron, and Air Breathers behind the front wheel arches.

The **Optimum Shift Indicator** shows the most efficient gear to use in any driving situation. In all BMW models equipped with a manual gearbox, or when driving in manual mode in a car with Steptronic transmission, a cockpit display helps the driver save fuel through timely gearshifts, especially in urban environments and when driving long distances.

ENGINES WITH THE RIGHT VALUES. BOTH FOR ACCELERATION AND FUEL CONSUMPTION.

The petrol engines. The innovative BMW TwinPower Turbo petrol engines are a key component of the BMW EfficientDynamics strategy and have already received several awards. They combine the latest fuel injection systems with fully variable output control and innovative turbocharging technology. All petrol engines comply with the requirements of the EU6 emissions standard.



BMW 435i/435i xDrive.

This 3.0-litre BMW TwinPower Turbo six-cylinder in-line petrol engine combines a TwinScroll turbocharger with Valvetronic, Double-VANOS and High Precision Injection. This intelligent package of innovations lowers average fuel consumption to just 7.9–8.1 litres per 100km¹ (435i xDrive: 8.2–8.3 litres) in the Coupé, and 8.1–8.3 litres per 100km¹ (435i xDrive: 8.5–8.7 litres) in the Convertible. CO₂ emissions are 185–188g/km¹ (435i xDrive: 193–194g/km¹) for the Coupé, and 190–194g/km¹ (435i xDrive: 199–203g/km¹) for the Convertible. The engine delivers an impressive 225kW (306hp) of power and a maximum torque of 400Nm. Acceleration from 0 to 100km/h takes 5.4 seconds (435i xDrive: 5.2 seconds) in the Coupé, and 5.6 seconds (435i xDrive: 5.6 seconds) in the Convertible. Top speed is 250km/h (electronically limited).


BMW 428i/428i xDrive.

This BMW TwinPower Turbo four-cylinder petrol engine delivers its maximum torque of 350Nm from just 1,250rpm. Thanks to BMW TwinPower Turbo technology combining a TwinScroll turbocharger with Valvetronic, Double-VANOS and High Precision Injection, this 180kW (245hp) powerplant accelerates the Coupé from 0 to 100km/h in just 5.9 seconds (428i xDrive: 5.6 seconds) and the Convertible in 6.4 seconds (428i xDrive: 6.5 seconds³). Top speed is 250km/h (electronically limited). Average fuel consumption is 6.6–6.7 litres per 100km¹ (428i xDrive: 6.8–6.9 litres) for the Coupé and 6.8–7.0 litres per 100km¹ (428i xDrive: 7.0–7.2 litres³) for the Convertible. CO₂ emissions are 154–156g/km¹ (428i xDrive: 159–161g/km¹) for the Coupé, and 159–163g/km¹ (428i xDrive: 163–167g/km¹*) for the Convertible.

BMW 420i/420i xDrive².

This 2.0-litre BMW TwinPower Turbo four-cylinder petrol engine combines a TwinScroll turbocharger with Valvetronic, Double-VANOS and High Precision Injection. This makes for powerful engine response combined with optimal efficiency. 135kW (184hp) of power and a maximum torque of 270Nm enable acceleration from 0 to 100km/h in 7.3 seconds (420i xDrive: 7.4 seconds) in the Coupé, and 8.2 seconds in the Convertible. Top speed is 236km/h (420i xDrive: 233km/h) for the Coupé, and 230km/h for the Convertible. Average fuel consumption for the Coupé: 6.1–6.3 litres per 100km¹ (420i xDrive: 6.8–7.0 litres) with CO₂ emissions of 144–146g/km¹ (420i xDrive: 159–163g/km¹). Average fuel consumption for the Convertible: 6.6–6.8 litres per 100km¹ with CO₂ emissions of 154–158g/km¹.

The diesel engines. BMW TwinPower Turbo technology for diesel engines combines advanced injection technologies and fully variable output control with innovative turbocharger technology, for enhanced efficiency and dynamic performance. All available units have a lightweight aluminium design and are fitted with a maintenance-free particle filter. BMW BluePerformance technology, included as standard, ensures that all diesel engines comply with the requirements of the EU6 emissions standard.



BMW 435d xDrive.

This 3.0-litre BMW TwinPower Turbo six-cylinder in-line diesel engine features CommonRail direct injection, two sequential turbochargers and variable turbine geometry. Its maximum torque of 630Nm is available at low revs, from 1,500rpm to 2,500rpm. The refined and extremely responsive engine, mated to an eight-speed Steptronic transmission as standard, has a maximum output of 230kW (313hp), enough to accelerate the Coupé from 0 to 100km/h in a mere 4.7 seconds, with the Convertible reaching 100km/h after 5.2 seconds. Average fuel consumption for the Coupé is just 5.4–5.6 litres per 100km¹, with average CO₂ emissions of no more than 143–147g/km¹. Average fuel consumption for the Convertible is 5.7–5.9 litres per 100km¹, with CO₂ emissions of 151–155g/km¹.

BMW 430d/430d xDrive³.

This 3.0-litre BMW TwinPower Turbo six-cylinder in-line diesel engine features CommonRail direct injection and a turbocharger with variable turbine geometry. Mated to an eight-speed Steptronic transmission as standard, it produces an output of 190kW (258hp) as well as an impressive 560Nm of torque, available from just 1,500rpm. Acceleration from 0 to 100km/h takes just 5.5 seconds (430d xDrive: 5.2 seconds) for the Coupé, while the Convertible takes 5.9 seconds to reach 100km/h. Average fuel consumption for the Coupé is 4.9–5.1 litres (430d xDrive: 5.2–5.4 litres) per 100km¹, with CO₂ emissions averaging only 129–134g/km¹ (430d xDrive: 137–142g/km¹). Average fuel consumption for the Convertible is 5.3–5.5 litres per 100km¹, with CO₂ emissions of 139–144g/km¹.

BMW 425d.

This 2.0-litre BMW TwinPower Turbo four-cylinder diesel engine with an output of 160kW (218hp) features CommonRail direct injection, two sequential turbochargers and variable turbine geometry. Its maximum torque of 450Nm is available from just 1,500rpm. The BMW 425d Coupé

accelerates from 0 to 100km/h in 6.7 seconds and has a top speed of 247km/h; the Convertible's 0 to 100km/h time is 7.3 seconds, with a top speed of 241km/h. Average fuel consumption for the Coupé is 5.0–5.2 litres of diesel per 100km¹, with CO₂ emissions of 131–136g/km¹, while the Convertible's average fuel consumption is 5.2–5.4 litres per 100km¹, with CO₂ emissions of 138–143g/km¹.

BMW 420d Coupé/420d xDrive Coupé.

The new 2.0-litre BMW TwinPower Turbo four-cylinder diesel engine features CommonRail direct injection and a turbocharger with variable turbine geometry to produce an impressive 140kW (190hp) of power as well as 400Nm of torque, available from 1,750 to 2,500rpm. Acceleration from 0 to 100km/h takes 7.3 seconds (420d xDrive: 7.4 seconds). Top speed is 240km/h (420d xDrive: 236km/h). Average fuel consumption is an efficient 4.2–4.5 litres (420d xDrive: 4.4–4.7 litres) per 100km¹, with CO₂ emissions of 111–119g/km¹ (420d xDrive: 117–125g/km¹).

BMW 420d Convertible.

The new BMW TwinPower Turbo four-cylinder diesel engine delivers powerful performance with higher efficiency thanks to innovative technologies: 135kW (184hp), 380Nm of torque at 1,750–2,750rpm, acceleration from 0 to 100km/h in 8.2 seconds, combined fuel consumption of 5.1–5.2 litres per 100km¹ with CO₂ emissions of 133–137g/km¹.

BMW 418d Coupé.

The new BMW TwinPower Turbo diesel engine combines CommonRail direct injection and a turbocharger with variable turbine geometry. The 110kW (150hp) engine delivers 320Nm of torque from just 1,500rpm. Acceleration from 0 to 100km/h in 8.6 seconds, combined fuel consumption of 4.2–4.5 litres per 100km¹ with CO₂ emissions of 110–118g/km¹.

¹ Fuel consumption and CO₂ emissions are dependent on the selected wheel and tyre size. Optional equipment may increase these values. For further information, see pages 78–81 or contact your BMW partner.
² BMW 420i xDrive only available for the BMW 4 Series Coupé.
³ BMW 430d xDrive only available for the BMW 4 Series Coupé.
⁴ BMW 428i xDrive Convertible comes with eight-speed Steptronic transmission as standard.



THE IDEAL BASIS FOR DYNAMIC PERFORMANCE. AN EXCELLENT CHASSIS.

The BMW 4 Series Convertible and the BMW 4 Series Coupé contain a whole host of innovative technologies to help you get the most out of each drive. Many of these systems are intelligently linked with each other. Their interaction ensures that you can enjoy maximum driving pleasure, in maximum safety – on every straight, in every corner, every second of your drive.



The **Adaptive M suspension** electronically adjusts the suspension to suit the road conditions and driving situation at all times. The driver can also adjust the suspension characteristics via the Driving Experience Control to enable their preferred driving style at the time – from comfortable to extremely athletic with markedly agile handling.

The **Variable Sport Steering** with Servotronic enables direct and agile handling combined with reduced steering effort. It varies the steering ratio as a function of the steering angle, independently of the current vehicle speed. This reduces the steering wheel movement required to achieve a particularly tight steering angle, significantly enhancing agility and handling when using a sporty driving style in sharp corners and hairpin bends, or when swerving to avoid an obstacle. It also increases comfort when parking, turning off or manoeuvring. For small steering angles, the system provides excellent directional stability and a very high degree of steering precision.

The intelligent **BMW xDrive all-wheel drive system** adapts perfectly to even the most challenging road surface conditions, always offering maximum traction. With xDrive and Dynamic Stability Control (DSC), your car remains directionally stable at all times. xDrive flexibly distributes drive power to the front and rear wheels, performing lightning-fast adjustments to ensure optimum ground contact at all times.

In this way, xDrive combines the advantages of all-wheel drive – traction, directional stability and safety – with hallmark BMW agility.

The **sporty body** has a particularly stiff construction, for optimum driving dynamics. This increases steering precision and agility. The front and rear sections include highly effective deformation zones. Should the car ever be involved in a collision, the body converts a large part of the impact energy into deformation.

The **eight-speed Steptronic sport transmission** adapts to your individual style of driving. The spectrum ranges from comfortable cruising to very dynamic driving. In addition to automatic gear selection you can also change gears manually whenever you want to, using either the shortened selector lever or the gearshift paddles on the Sport leather steering wheel.

Driving Experience Control gives you a choice between COMFORT mode for standard engine and transmission settings, ECO PRO mode for maximum efficiency, or SPORT mode for even more dynamic performance. The frugal ECO PRO mode intelligently adapts the accelerator and transmission response and the heating/air conditioning strategy to lower fuel consumption by up to 20 per cent. The coasting function (only with eight-speed Steptronic transmission) as well as the Route-Ahead Assistant (only with

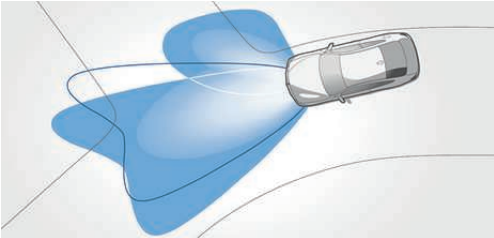
Navigation System Professional) and ECO PRO Route (only with Navigation System Business or Professional) enable further fuel savings.

The BMW intelligent lightweight construction concept involves deploying the right material in the right place, because every material has its specific strengths. This philosophy, also called **BMW EfficientLightweight**, is an integral part of BMW EfficientDynamics today, and included as standard in every BMW.

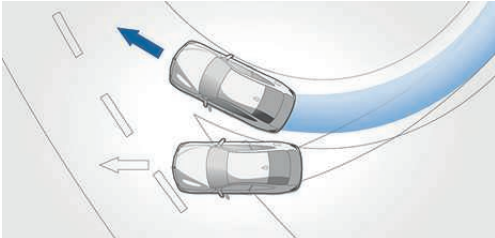
MORE SAFETY, MORE DRIVING PLEASURE.

The BMW 4 Series Convertible and the BMW 4 Series Coupé feature advanced technologies on which you can always rely. Superior driving characteristics and innovative equipment come as standard. As a driver, you will be aided by state-of-the-art technology able to give you maximum support in any situation, making you feel safe no matter what condition the roads are in.

➤ www.bmw.com/4seriesconvertible
➤ www.bmw.com/4seriescoupe



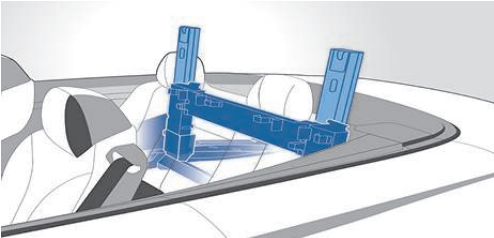
□ **Adaptive Headlights** with variable light distribution for city and motorway driving, including cornering lights and bi-xenon technology, ensure optimum road illumination. When driving at night, the swivelling headlights follow your steering wheel movements, allowing you to see further into the bend. The cornering lights improve close-range visibility. They become active automatically, even when the car is standing, as soon as the indicator is activated or the steering wheel turned. In this way, Adaptive Headlights make for enhanced road illumination in every situation and increase active driving safety.



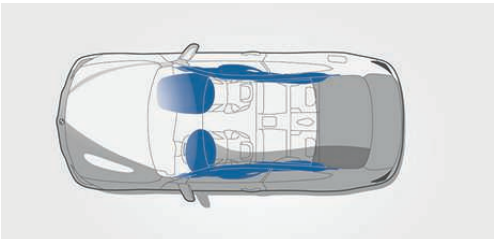
■ **Dynamic Stability Control (DSC) with extended functionality** uses a wide variety of sensors to permanently monitor the vehicle's current status, optimising directional stability and traction through engine and brake management interventions. This makes it easier to control the vehicle in poor conditions, enhancing both active safety and driving pleasure.



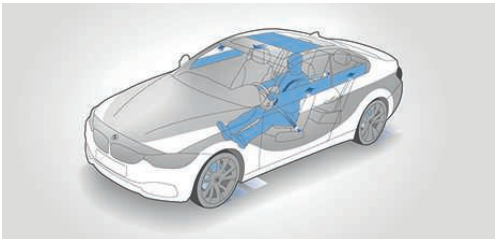
■ **BMW restraint system** for driver and front passenger: this combination of three-point seatbelt, belt tensioner and belt force limiter enables optimised restraint in the event of a collision. To ensure correct belt application on the rear seats, the belt latches are coded.




■ **Roll-over protection system, fully retracted**, increases passive safety in the BMW 4 Series Convertible. If the vehicle should overturn, the automatically deployed roll-over bars together with the reinforced windscreen frame protect the vehicle occupants.



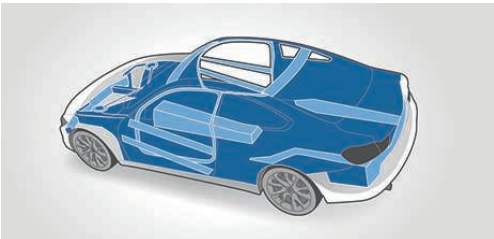
□ **Airbags** for the driver and passengers are an integral part of the comprehensive safety system in a BMW. Driver and front passenger airbags as well as side airbags integrated in the front seat backrests provide occupants with effective protection from the consequences of a collision.



□ **Active Protection** is the preventive BMW ConnectedDrive occupant protection system. If a critical driving situation arises, the front seatbelts are reversibly tightened and any open side windows are closed. Critical situations include an emergency stop, or pronounced understeer or oversteer. In addition, the Attentiveness Assistant monitors the driver's performance for symptoms of fatigue. The system analyses steering behaviour and responds to any irregularities by showing a recommendation to take a break in the Control Display.



□ **Runflat tyres** feature reinforced side walls allowing them to maintain their shape and rim position even after loss of pressure. This means that you can safely reach the nearest garage with your BMW.
■ The **tyre pressure monitor** warns the driver of any loss of pressure, using sensors to assess the air pressure and temperature.



■ **Occupant cell**: thanks to special support paths, node connections and the deliberate use of high-strength materials, the functional body design ensures a maximum of passive safety in the event of a front, side or tail-end collision.



Luxury

**DIVERSITY IN EVERY DETAIL.
EQUIPMENT FOR THE
BMW 4 SERIES CONVERTIBLE.**

- EQUIPMENT VARIATIONS FOR BASE MODEL, MODERN LINE, LUXURY LINE, SPORT LINE AND M SPORT PACKAGE
- STANDARD AND OPTIONAL EQUIPMENT
- ORIGINAL BMW ACCESSORIES

THE BMW 4 SERIES CONVERTIBLE.



The BMW 420d Convertible in the optional Glacier Silver metallic exterior colour, with 17" light alloy wheels Star-spoke style 393 (standard on 428i/428i xDrive, 435i/435i xDrive, 425d, 430d and 435d xDrive).



Exterior parts in satinated Aluminium, included as standard, add premium appeal to the BMW 4 Series Convertible. They include the side window trim and window recess finishers as well as the Air Breathers. Also included as standard: the BMW Individual roofliner in Anthracite.



Xenon Headlights for low and high beam with automatic headlight range control are included as standard and include the headlight washing system and accent lights as well as parking lights and daytime running lights via four LED light rings. Foglights in the front apron increase safety in bad visibility.



The cockpit with its centre console inclined towards the driver communicates typical BMW driver orientation. Standard equipment includes the Radio Professional, a 6.5" colour monitor, the intelligent emergency call function including hands-free equipment with USB interface and the ergonomic sport leather steering wheel with multifunction buttons.



The interior shown here features the standard Move upholstery in Anthracite and Satin Silver matt interior trim. Numerous handy storage compartments, two cup holders in the centre console, and door compartments with enough room to hold 1-litre bottles are also included as standard in the BMW 4 Series Convertible.



Depending on the engine selected, the BMW 4 Series Convertible comes with 17" light alloy wheels Star-spoke style 393 (428i/428i xDrive, 435i/435i xDrive, 425d, 430d and 435d xDrive) or 17" light alloy wheels Star-spoke style 394 (420i, 420d, shown here) as standard.

THE BMW 4 SERIES CONVERTIBLE WITH LUXURY LINE.

Interior equipment features:

- Door sill finishers in Aluminium with "BMW Luxury" lettering
- Dakota leather upholstery in Saddle Brown with Exclusive stitching and instrument panel bottom in Saddle Brown; other upholstery options available
- Finition Anthracite wood trim with Pearl-Gloss Chrome accent line
- Burl Walnut wood trim with wood inlay and Pearl-Gloss Chrome accent line; other interior trims available
- Seat heating for driver and front passenger
- Exclusive door trim in the colour of the interior trim accents
- Ambient light with variable colour effects in Orange-Red or White
- Centre console trim with exclusive chrome detailing
- Chrome trim for automatic air conditioning and radio controls
- BMW Individual roofliner in Anthracite
- Car key with Pearl-Gloss Chrome trim

Exterior equipment features:

- 18" light alloy wheels Multi-spoke style 416
- 19" light alloy wheels Multi-spoke style 399 with mixed tyres
- Front and rear bumpers with specific features in high-gloss Chrome
- BMW kidney grille with eleven slats in high-gloss Chrome
- Side window frames and window recess finishers in high-gloss Chrome
- "Luxury" lettering (optionally without lettering)
- Air Breathers in high-gloss Chrome
- Tailpipe in high-gloss Chrome

BMW Individual:

The Luxury Line can be perfectly complemented with equipment from the BMW Individual range (see page 66/67).



The BMW 428i Convertible with Luxury Line in the optional Mineral White metallic exterior colour.



■ Dakota leather upholstery for the seats combined with the instrument panel bottom in Saddle Brown provides a sophisticated ambience in the interior.



■ Door sill finishers in Aluminium with "BMW Luxury" lettering.



■ 18" light alloy wheels Multi-spoke style 416, burnished, with runflat tyres, 8 J x 18, 225/45 R 18 tyres.



□ 19" light alloy wheels Multi-spoke style 399 with mixed runflat tyres, 8 J x 19, 225/40 R 19 tyres at the front, 8.5 J x 19, 255/35 R 19 tyres at the rear.

THE BMW 4 SERIES CONVERTIBLE WITH SPORT LINE.

Interior equipment features:

- Door sill finishers in Aluminium with "BMW Sport" lettering
- Sport seats for driver and front passenger in Dakota leather Black with Red highlights
- Dakota leather upholstery in Coral Red with Black highlights and instrument panel bottom in Coral Red; other upholstery options available
- Sport leather steering wheel with red contrast stitching, or alternatively with black seams
- High-gloss Black interior trim with accent line in matt Coral Red
- Finely Brushed Aluminium interior trim with accent line in matt Coral Red; other interior trims available
- Seat heating for driver and front passenger
- Exclusive door trim in the colour of the interior trim accents
- Centre console trim in high-gloss Black
- Ambient light with variable colour effects in Orange-Red or White
- Speedometer and rev counter with red chronoscales and red contrast rings
- Chrome trim for automatic air conditioning and radio controls
- Driving Experience Control with additional SPORT+ mode
- BMW Individual roofliner in Anthracite
- Car key with Red trim

Exterior equipment features:

- 18" light alloy wheels Double-spoke style 397 in bi-colour Ferric Grey, burnished
- 19" light alloy wheels Star-spoke style 407 bi-colour with mixed tyres
- Front and rear bumpers with specific features in high-gloss Black
- BMW kidney grille with nine slats with high-gloss Black fronts
- Exterior mirror caps in vehicle colour or alternatively in high-gloss Black
- Side window frames and window recess finishers in satinated Aluminium
- "Sport" lettering (optionally without lettering)
- Air Breathers in satinated Aluminium
- Tailpipe in Black, chrome-plated

Special recommendation for Sport Line:

- Side window frames and window recess finishers with BMW Individual high-gloss Shadow Line in high-gloss Black

BMW Individual:

The Sport Line can be perfectly complemented with equipment from the BMW Individual range (see page 66/67).



The BMW 435i Convertible with Sport Line in the optional Mineral Grey metallic exterior colour.



■ The Sport seats for the driver and front passenger provide outstanding support. The Dakota leather upholstery in Coral Red, in combination with the instrument panel bottom in Coral Red, underscores the sporty character of this Line.



■ Door sill finishers in Aluminium with "BMW Sport" lettering.



■ 18" light alloy wheels Double-spoke style 397 in bi-colour Ferric Grey, burnished, with runflat tyres, 8 J x 18, 225/45 R 18 tyres.



□ 19" light alloy wheels Star-spoke style 407 bi-colour with mixed runflat tyres, 8 J x 19, 225/40 R 19 tyres at the front, 8.5 J x 19, 255/35 R 19 tyres at the rear.

THE BMW 4 SERIES CONVERTIBLE WITH M SPORT PACKAGE.

Interior equipment features:

- Door sill finishers in Aluminium with "M" lettering
- M leather steering wheel with multifunction buttons
- Sport seats for driver and front passenger in Dakota leather Black with Blue highlights and M piping; other upholstery options available
- Aluminium Hexagon interior trim with accent line in matt Estoril Blue or high-gloss Black; other interior trims available
- Exclusive door trim in the colour of the interior trim accents
- M footrest¹
- Shortened gearshift lever (only in conjunction with six-speed manual transmission) with M logo
- Shift lever gaiter and handbrake lever gaiter in Walknappa leather
- Ambient light with variable colour effects in Orange-Red or White
- Centre console trim in high-gloss Black
- Speedometer and rev counter with red chronoscales and red contrast rings
- Chrome trim for automatic air conditioning and radio controls
- Driving Experience Control with additional SPORT+ mode
- BMW Individual roofliner in Anthracite
- Car key with Blue trim

Exterior equipment features:

- 18" M light alloy wheels Double-spoke style 400 M with mixed tyres
- 18" M light alloy wheels Double-spoke style 441 M in Ferric Grey with mixed tyres
- 19" M light alloy wheels Star-spoke style 403 M in bi-colour Ferric Grey, burnished, with mixed tyres
- 19" M light alloy wheels Double-spoke style 442 M in bi-colour Ferric Grey or Orbit Grey, burnished, with mixed tyres
- M Aerodynamics package (front apron with larger air inlets, side sills with additional crease, rear apron with diffuser insert in Dark Shadow metallic)
- BMW kidney grille with nine slats in high-gloss Black
- BMW Individual high-gloss Shadow Line or satinated Aluminium
- "M" lettering (optionally without lettering)
- M Sport suspension² or standard suspension
- Adaptive M suspension
- M Sport brakes, fixed-caliper brakes, front/rear in Dark Blue, larger brake discs and coloured M logo
- Air Breathers in high-gloss Black or satinated Aluminium
- Tailpipe in high-gloss Chrome
- Exclusive Estoril Blue metallic exterior colour

BMW Individual:

The M Sport package can be perfectly complemented with equipment from the BMW Individual range (see page 66/67).



The BMW 435i Convertible with M Sport package in the optional and exclusive Estoril Blue metallic exterior colour with the optional 19" M light alloy wheels Double-spoke style 442 M in bi-colour Ferric Grey.



■ The sport seats in Dakota leather Black with Blue contrast stitching create a powerful look in the interior.



■ Sporting appeal: door sill finishers in Aluminium with "M" lettering.



■ 18" M light alloy wheels Double-spoke style 400 M with mixed tyres, 8 J x 18, 225/45 R 18 tyres at the front, 8.5 J x 18, 255/40 R 18 tyres at the rear.



□ 19" M light alloy wheels Star-spoke style 403 M in bi-colour Ferric Grey, burnished, with mixed tyres, 8 J x 19, 225/40 R 19 tyres at the front, 8.5 J x 19, 255/35 R 19 tyres at the rear.

¹ Not available in combination with Dakota leather Veneto Beige.

² Not available for models with xDrive.

BMW 4 Series Convertible Standard / Optional equipment.



■ **Retractable hardtop** open and closes quickly and automatically, even while driving at speeds of up to 18km/h. The hardtop's three segments all disappear in the roof box. The hardtop ensures all-year-round usability, improved theft and damage protection, and provides excellent soundproofing even at high speeds.



□ **Wind deflector** provides the driver and front passenger with effective protection from draughts at high speeds. Collapsible and easy to store behind the rear backrest when not needed.

■ **Storage compartment for wind deflector** behind the rear backrest accommodates the folded wind deflector. Easy to reach, with optimised depth so as not to limit luggage capacity.



■ **Convertible roof switch** on the centre console opens or closes the hardtop when gently pulled or pressed.



□ **Neck warmer** ensures superlative comfort by keeping the head and shoulder area pleasantly warm. When the top is down, the warm-air system integrated into the front seats is automatically regulated as a function of speed and outside temperature. In addition, occupants can select one of three temperature levels.



□ **Through-loading system.** The wide through-loading aperture significantly increases luggage capacity and makes it possible to transport longer items. If only the centre part of the cover is removed, long items can be allowed to protrude without affecting usability of the rear seats.



■ **Comfort loading function.** This function makes it easier to access the luggage compartment with the top down. At the press of a button, a hydraulic mechanism takes just a few seconds to move the roof package including the boot lid upwards, for significantly improved access to the entire luggage compartment.



■ **Roll-over protection system,** fully retracted, increases the vehicle's passive safety. If the vehicle should overturn, the automatically deployed roll-over bars together with the reinforced windscreen frame protect the vehicle occupants.



■ **LED light in the headliner.** In the centre of the headliner is an integrated LED light for use by the rear seat occupants.

Original BMW Accessories.*



20" light alloy wheels Double-spoke style 405 M; bicycle/e-bike holder for the trailer tow hitch.



Luxury textile footmats, precise fit, dirt-repellent. Luxury edition with deep black mat and "BMW" lettering in the metal inlay.



Snap-in adapter for using the telephone and listening to music.



Luggage compartment floor mat, Black/Beige anti-skid mat made of durable plastic, precise fit.



Luxury vehicle key pouch, with a case made from fine leather, for the vehicle key of your BMW 4 Series. Also available in other Line colours.



Luxury handbrake lever handle with stylish accent provided by central leather insert. Tailor-made for the BMW 4 Series Convertible.



BMW Junior Seat 2/3, available in two colourways.

A BMW always delivers a special drive – and Original BMW Accessories make the experience better still. Combining great ideas, immaculate design and sheer practicality to create innovative solutions, Original BMW Accessories are available in many categories: exterior, interior, communications & information and transport & luggage compartment solutions. Your BMW Partner will be pleased to advise you on the complete range of Original BMW Accessories and provide you with a special accessories catalogue. For further information, please visit www.bmw.com/accessories

* May not be available in all countries. Please consult your BMW partner.



**ATHLETICISM THE WAY YOU LIKE IT.
EQUIPMENT FOR THE BMW 4 SERIES
COUPÉ.**

- EQUIPMENT VARIATIONS FOR BASE MODEL, MODERN LINE, LUXURY LINE, SPORT LINE AND M SPORT PACKAGE
- STANDARD AND OPTIONAL EQUIPMENT
- ORIGINAL BMW ACCESSORIES

THE BMW 4 SERIES COUPÉ.



The BMW 418d Coupé with the optional Glacier Silver metallic paint finish. Photo shows the optional 18" light alloy wheels V-spoke style 398.



The side window trim and window recess finishers as well as the Air Breathers come in matt Black, emphasising the sporty personality of the BMW 4 Series Coupé.



Xenon Headlights for low and high beam with automatic headlight range control are included as standard and include the headlight washing system and accent lights as well as parking lights and daytime running lights via four LED light rings. Foglights in the front apron increase safety in bad visibility.



The cockpit with its centre console inclined towards the driver communicates typical BMW driver orientation. Standard equipment includes the Radio Professional, a 6.5" colour monitor, the intelligent emergency call function including hands-free equipment with USB interface and the ergonomic sport leather steering wheel with multifunction buttons.



The interior shown here features the standard Move upholstery in Anthracite and Satin Silver matt interior trim. Numerous handy storage compartments, two cup holders in the centre console, and door compartments with enough room to hold 1-litre bottles are also included as standard in the BMW 4 Series Coupé.



Depending on the engine selected, the BMW 4 Series Coupé comes with 17" light alloy wheels Star-spoke style 393 (428i/428i xDrive, 435i/435i xDrive, 425d, 430d/430d xDrive and 435d xDrive) or 17" light alloy wheels Star-spoke style 394 (420i/420i xDrive, 418d and 420d/420d xDrive, shown here) as standard.

THE BMW 4 SERIES COUPÉ WITH SPORT LINE.

Interior equipment features:

- Door sill finishers in Aluminium with "BMW Sport" lettering
- Sport seats for driver and front passenger in Track cloth Anthracite with Red or Grey highlights
- Seats in Dakota leather Black with Red highlights
- Dakota leather upholstery in Coral Red with Black highlights and instrument panel bottom in Coral Red; other upholstery options available
- Sport leather steering wheel with red contrast stitching, or alternatively with black seams
- High-gloss Black interior trim with accent line in matt Coral Red
- Finely Brushed Aluminium interior trim with accent line in matt Coral Red; other interior trims available
- Exclusive door trim in the colour of the interior trim accents
- Centre console trim in high-gloss Black
- Ambient light with variable colour effects in Orange-Red or White
- Speedometer and rev counter with red chronoscales and red contrast rings
- Chrome trim for automatic air conditioning and radio controls
- Driving Experience Control with additional SPORT+ mode
- Car key with Red trim

Exterior equipment features:

- 18" light alloy wheels Double-spoke style 397 in bi-colour Ferric Grey, burnished
- 19" light alloy wheels Star-spoke style 407 bi-colour with mixed tyres
- Front and rear bumpers with specific features in high-gloss Black
- BMW kidney grille with nine slats with high-gloss Black fronts
- Exterior mirror caps in vehicle colour or alternatively in high-gloss Black
- Side window frames and window recess finishers in matt Black
- "Sport" lettering (optionally without lettering)
- Air Breathers in high-gloss Black
- Tailpipe in high-gloss Black

Special recommendation for Sport Line:

- Side window frames and window recess finishers with BMW Individual high-gloss Shadow Line in high-gloss Black

BMW Individual:

The Sport Line can be perfectly complemented with equipment from the BMW Individual range (see page 66/67).



The BMW 435i Coupé with Sport Line in the optional Mineral Grey metallic exterior colour.



■ The Sport seats for the driver and front passenger provide outstanding support. The optional Dakota leather upholstery in Coral Red with Black accents, in combination with the instrument panel bottom in Coral Red, underscores the sporty character of this Line.



■ Door sill finishers in Aluminium with "BMW Sport" lettering.



■ 18" light alloy wheels Double-spoke style 397 in bi-colour Ferric Grey, burnished, with runflat tyres, 8 J x 18, 225/45 R 18 tyres.



□ 19" light alloy wheels Star-spoke style 407 bi-colour with mixed runflat tyres, 8 J x 19, 225/40 R 19 tyres at the front, 8.5 J x 19, 255/35 R 19 tyres at the rear.

THE BMW 4 SERIES COUPÉ WITH LUXURY LINE.

Interior equipment features:

- Door sill finishers in Aluminium with "BMW Luxury" lettering
- Dakota leather upholstery in Saddle Brown with Exclusive stitching and instrument panel bottom in Saddle Brown; other upholstery options available
- Finition Anthracite wood trim with Pearl-Gloss Chrome accent line
- Burl Walnut wood trim with wood inlay and Pearl-Gloss Chrome accent line; other interior trims available
- Seat heating for driver and front passenger
- Exclusive door trim in the colour of the interior trim accents
- Ambient light with variable colour effects in Orange-Red or White
- Centre console trim in high-gloss Black with exclusive chrome detailing
- Chrome trim for automatic air conditioning and radio controls
- Car key with Pearl-Gloss Chrome trim

Exterior equipment features:

- 18" light alloy wheels Multi-spoke style 416
- 19" light alloy wheels Multi-spoke style 399 with mixed tyres
- Front and rear bumpers with specific features in high-gloss Chrome
- BMW kidney grille with eleven slats in high-gloss Chrome
- Side window frames and window recess finishers in high-gloss Chrome
- "Luxury" lettering (optionally without lettering)
- Air Breathers in high-gloss Chrome
- Tailpipe in high-gloss Chrome

BMW Individual:

The Luxury Line can be perfectly complemented with equipment from the BMW Individual range (see page 66/67).



The BMW 428i Coupé with Luxury Line in the optional Imperial Blue metallic exterior colour.



■ Dakota leather upholstery for the seats combined with the instrument panel bottom in Saddle Brown provides a sophisticated ambience in the interior.



■ Door sill finishers in Aluminium with "BMW Luxury" lettering.



■ 18" light alloy wheels Multi-spoke style 416, burnished, with runflat tyres, 8 J x 18, 225/45 R 18 tyres.



□ 19" light alloy wheels Multi-spoke style 399 with mixed runflat tyres, 8 J x 19, 225/40 R 19 tyres at the front, 8.5 J x 19, 255/35 R 19 tyres at the rear.

THE BMW 4 SERIES COUPÉ WITH M SPORT PACKAGE.

Interior equipment features:

- Door sill finishers in Aluminium with "M" lettering
- M leather steering wheel with multifunction buttons
- Sport seats for driver and front passenger with exclusive Hexagon cloth/Alcantara combination in Anthracite with M stitching and Blue highlights; other upholstery options available
- Aluminium Hexagon interior trim with accent line in matt Estoril Blue or high-gloss Black; other interior trims available
- M footrest¹
- Exclusive door trim in the colour of the interior trim accents
- Shortened gearshift lever (only in conjunction with six-speed manual transmission) with M logo
- Shift lever gaiter and handbrake lever gaiter in Walknappa leather
- Ambient light with variable colour effects in Orange-Red or White
- Centre console trim in high-gloss Black
- Speedometer and rev counter with red chronoscales and red contrast rings
- Chrome trim for automatic air conditioning and radio controls
- Driving Experience Control with additional SPORT+ mode
- BMW Individual roofliner in Anthracite
- Car key with Blue trim

Exterior equipment features:

- 18" M light alloy wheels Double-spoke style 400 M with mixed tyres
- 18" M light alloy wheels Double-spoke style 441 M in Ferric Grey with mixed tyres

Exterior equipment features:

- 19" M light alloy wheels Star-spoke style 403 M in bi-colour Ferric Grey, burnished, with mixed tyres
- 19" M light alloy wheels Double-spoke style 442 M in bi-colour Ferric Grey or Orbit Grey, burnished, with mixed tyres
- M Aerodynamics package (front apron with larger air inlets, side sills with additional crease, rear apron with diffuser insert in Dark Shadow metallic)
- BMW kidney grille with nine slats in high-gloss Black
- BMW Individual high-gloss Shadow Line, optionally satinated Aluminium
- "M" lettering (optionally without lettering)
- M Sport suspension² or standard suspension
- Adaptive suspension
- M Sport brakes, fixed-caliper brakes, front/rear in Dark Blue, larger brake discs and coloured M logo
- Air Breathers in high-gloss Black or satinated Aluminium
- Tailpipe in high-gloss Chrome
- Exclusive exterior colour Estoril Blue metallic

BMW Individual:

The M Sport package can be perfectly complemented with equipment from the BMW Individual range (see page 66/67).



The BMW 435i Coupé with M Sport package in the optional and exclusive Estoril Blue metallic exterior colour with the optional 19" M light alloy wheels Double-spoke style 442 M in bi-colour Ferric Grey.



■ The sport seats with the Hexagon Anthracite cloth/Alcantara combination lend the interior a powerful look.



■ Sporting appeal: door sill finishers in Aluminium with "M" lettering.



■ 18" M light alloy wheels Double-spoke style 400 M with mixed tyres, 8 J x 18, 225/45 R 18 tyres at the front, 8.5 J x 18, 255/40 R 18 tyres at the rear.



□ 19" M light alloy wheels Star-spoke style 403 M in bi-colour Ferric Grey, burnished, with mixed tyres, 8 J x 19, 225/40 R 19 tyres at the front, 8.5 J x 19, 255/35 R 19 tyres at the rear.

¹ Not in combination with Dakota leather Veneto Beige.

² Not available for models with xDrive.

BMW 4 Series Coupé standard / optional equipment.



■ **Individual rear seats** offer perfect lateral support and lots of headroom, thanks to their low seating position, for supreme comfort on the rear seats. The headrests integrated into the rear backrest enhance both seating comfort and safety for rear-seat passengers.



■ **B-pillar with high-gloss Black finish and Hofmeister kink** reflect hallmark BMW elegance and design.
 □ **Sun protection glazing** for the rear window and rear side windows (tinted) reduces heat build-up, for pleasant interior conditions.



□ **Through-loading system** includes 40/20/40-split rear backrest for added transport flexibility and a more individual seat and luggage compartment configuration, central armrest and two cup holders.



□ **Sunblind** for rear window, electric, deflects intense sunlight and provides effective protection from prying eyes.



■ **Automatic seatbelt handover** moves the seatbelts from the B-pillar to within the driver's and front passenger's reach as soon as the car key has been recognised and the doors have been closed.

BMW M Performance Accessories.




BMW M Performance 20" light alloy wheels Double-spoke style 405 M bi-colour; BMW M Performance front grille, black; BMW M Performance wing mirror caps in carbon; BMW M Performance accent stripes, black/silver; BMW M Performance side skirt decals; BMW M Performance front splitter in carbon.



BMW M Performance silencer system with chrome tailpipes; BMW M Performance rear diffuser.



BMW M Performance rear spoiler in carbon.



BMW M Performance 20" light alloy wheels 624 M bi-colour.



BMW M Performance steering wheel II Alcantara with carbon trim and race display.



BMW M Performance carbon interior trim with Alcantara.



















BMW M Performance centre console gearshift lever trim in carbon and Alcantara; BMW M Performance carbon ring for centre console.

Choosing a BMW means choosing sporting performance, outstanding driving dynamics and innovative technology, because these are the principles that we're not prepared to compromise on – principles that reach their full expression in the BMW M Performance Parts range. A multitude of technical and visual components in the fields of aerodynamics, chassis, drivetrain and cockpit serve one consistent aim: making the fascination of supreme dynamic performance even more compelling. BMW M Performance Parts have been developed for people who are enthusiastic about top engineering performance and who want to give visible expression to this enthusiasm. Your BMW Service Partner will be happy to advise you on the complete range of BMW M Performance Parts and provide you with a dedicated catalogue. For further information please visit




➔ www.bmw.com/performance

BMW exterior colours.

Non-metallic.		Available with	Non-metallic 300 Alpine White
		<input checked="" type="checkbox"/> Base model <input checked="" type="checkbox"/> Luxury Line <input checked="" type="checkbox"/> Sport Line <input checked="" type="checkbox"/> M Sport package	
		Available with	Non-metallic 668 Black
		<input checked="" type="checkbox"/> Base model <input checked="" type="checkbox"/> Luxury Line <input checked="" type="checkbox"/> Sport Line	
Metallic.		Available with	Metallic A92 Orion Silver
		<input type="checkbox"/> Base model <input type="checkbox"/> Luxury Line <input type="checkbox"/> Sport Line	
		Available with	Metallic B39 Mineral Grey
		<input type="checkbox"/> Base model <input type="checkbox"/> Luxury Line <input type="checkbox"/> Sport Line <input type="checkbox"/> M Sport package	
		Available with	Metallic A96 Mineral White
		<input type="checkbox"/> Base model <input type="checkbox"/> Luxury Line <input type="checkbox"/> Sport Line	
		Available with	Metallic B53 Sparkling Brown
		<input type="checkbox"/> Base model <input type="checkbox"/> Luxury Line <input type="checkbox"/> Sport Line	
		Available with	Metallic A93 Glacier Silver
		<input type="checkbox"/> Base model <input type="checkbox"/> Luxury Line <input type="checkbox"/> Sport Line <input type="checkbox"/> M Sport package	
		Available with	Metallic B45 Estoril Blue
		<input type="checkbox"/> M Sport package	
		Available with	Metallic B38 Midnight Blue
		<input type="checkbox"/> Base model <input type="checkbox"/> Luxury Line <input type="checkbox"/> Sport Line	
		Available with	Metallic A89 Imperial Blue Brilliant Effect
		<input type="checkbox"/> Base model <input type="checkbox"/> Luxury Line <input type="checkbox"/> Sport Line	
		Available with	Metallic 475 Black Sapphire
		<input type="checkbox"/> Base model <input type="checkbox"/> Luxury Line <input type="checkbox"/> Sport Line <input type="checkbox"/> M Sport package	

Metallic.		Available with	Metallic A75 Melbourne Red
		<input type="checkbox"/> Base model <input type="checkbox"/> Luxury Line <input type="checkbox"/> Sport Line <input type="checkbox"/> M Sport package	
BMW Individual exterior colours.		Available with	BMW Individual X02 Citrine Black metallic
		<input type="checkbox"/> Base model <input type="checkbox"/> Luxury Line <input type="checkbox"/> Sport Line <input type="checkbox"/> M Sport package	
		Available with	BMW Individual X04 Moonstone metallic
		<input type="checkbox"/> Base model <input type="checkbox"/> Luxury Line <input type="checkbox"/> Sport Line <input type="checkbox"/> M Sport package	
		Available with	BMW Individual X10 Tanzanite Blue metallic
		<input type="checkbox"/> Base model <input type="checkbox"/> Luxury Line <input type="checkbox"/> Sport Line <input type="checkbox"/> M Sport package	
		Available with	BMW Individual X13 Pyrite Brown metallic
		<input type="checkbox"/> Base model <input type="checkbox"/> Luxury Line <input type="checkbox"/> Sport Line <input type="checkbox"/> M Sport package	

BMW interior colours.





















Interior colours.		Available with	Black
		<input checked="" type="checkbox"/> Base model <input checked="" type="checkbox"/> Luxury Line <input checked="" type="checkbox"/> Sport Line <input checked="" type="checkbox"/> M Sport package	
		Available with	Veneto Beige
		<input checked="" type="checkbox"/> Base model <input checked="" type="checkbox"/> Luxury Line <input checked="" type="checkbox"/> Sport Line <input checked="" type="checkbox"/> M Sport package	
BMW Individual roofliner.		Available with	BMW Individual roofliner 775 Anthracite ¹
		<input type="checkbox"/> Base model <input type="checkbox"/> Luxury Line <input type="checkbox"/> Sport Line <input checked="" type="checkbox"/> M Sport package	

These pages show the colours and materials available for the BMW 4 Series Convertible and BMW 4 Series Coupé. Use them to identify your favourite colours, or compare various combinations. These colour samples are meant to give you a first impression of paints and materials. Experience has shown, however, that printed versions of paint, upholstery, and interior trim colours cannot always faithfully reproduce the colour appearance of the originals. We recommend therefore that you consult your BMW dealer who will be happy to show you original samples and assist with special requests.

Please note that the interior colour is dependent on the upholstery colour selected.

¹ Standard for the BMW 4 Series Convertible.





















BMW upholstery colours Convertible.

Cloth.		Available with		
	<input checked="" type="checkbox"/> Base model	Move cloth BDAT Anthracite		<input type="checkbox"/> Base model <input type="checkbox"/> Luxury Line <input type="checkbox"/> Sport Line <input type="checkbox"/> M Sport package
Leather.		Available with		
	<input type="checkbox"/> Base model <input checked="" type="checkbox"/> Luxury Line <input checked="" type="checkbox"/> Sport Line <input checked="" type="checkbox"/> M Sport package	Dakota leather LCSW Black		<input type="checkbox"/> Base model <input type="checkbox"/> Luxury Line <input type="checkbox"/> Sport Line <input type="checkbox"/> M Sport package
	<input type="checkbox"/> Base model <input checked="" type="checkbox"/> Luxury Line <input checked="" type="checkbox"/> Sport Line <input checked="" type="checkbox"/> M Sport package	Dakota leather LDCF Veneto Beige		<input type="checkbox"/> Base model <input type="checkbox"/> Luxury Line <input type="checkbox"/> Sport Line <input type="checkbox"/> M Sport package
	<input type="checkbox"/> Base model <input checked="" type="checkbox"/> Luxury Line <input checked="" type="checkbox"/> Sport Line <input checked="" type="checkbox"/> M Sport package	Dakota leather LCOM Oyster, Oyster dark highlights, with Black interior colour		<input type="checkbox"/> Base model <input type="checkbox"/> Luxury Line <input type="checkbox"/> Sport Line <input type="checkbox"/> M Sport package
	<input checked="" type="checkbox"/> Sport Line <input checked="" type="checkbox"/> M Sport package	Dakota leather LCL5 Coral Red, Black highlights		<input type="checkbox"/> Base model <input type="checkbox"/> Luxury Line <input type="checkbox"/> Sport Line <input type="checkbox"/> M Sport package
	<input checked="" type="checkbox"/> Sport Line	Dakota leather LCL3 Black, Red highlights		<input type="checkbox"/> Base model <input type="checkbox"/> Luxury Line <input type="checkbox"/> Sport Line <input type="checkbox"/> M Sport package
	<input checked="" type="checkbox"/> Luxury Line <input checked="" type="checkbox"/> Sport Line	Dakota leather LCL2 Black with Exclusive stitching		<input type="checkbox"/> Base model <input type="checkbox"/> Luxury Line <input type="checkbox"/> Sport Line <input type="checkbox"/> M Sport package
	<input checked="" type="checkbox"/> Luxury Line <input checked="" type="checkbox"/> Sport Line	Dakota leather LCLY Veneto Beige with Exclusive stitching		<input type="checkbox"/> Base model <input type="checkbox"/> Luxury Line <input type="checkbox"/> Sport Line <input type="checkbox"/> M Sport package
	<input checked="" type="checkbox"/> Luxury Line	Dakota leather LCLX Saddle Brown with Exclusive stitching		<input type="checkbox"/> Base model <input type="checkbox"/> Luxury Line <input type="checkbox"/> Sport Line <input type="checkbox"/> M Sport package
	<input checked="" type="checkbox"/> M Sport package	Dakota leather LCLN Black, Blue highlights		<input type="checkbox"/> Base model <input type="checkbox"/> Luxury Line <input type="checkbox"/> Sport Line <input type="checkbox"/> M Sport package

¹ BMW Individual extended fine-grain Merino leather upholstery with contrast stitching and piping comprises front and rear seats including headrests, door trim inserts, door armrests and centre console armrest. Piping on front and rear seats and headrests in contrasting colour. Pearl-Gloss Chrome belt guide.



















² With Pearl-Gloss Chrome accent line.

BMW interior trims Convertible.

Paint finishes.		Available with		
	<input checked="" type="checkbox"/> Base model	4CG Satin Silver matt		<input type="checkbox"/> Luxury Line <input type="checkbox"/> Sport Line <input type="checkbox"/> M Sport package
	<input checked="" type="checkbox"/> Sport Line	4AT4DN High-gloss Black, matt Coral Red accent line		<input type="checkbox"/> Luxury Line <input type="checkbox"/> Sport Line <input type="checkbox"/> M Sport package
Aluminium.		Available with		
	<input type="checkbox"/> Base model <input checked="" type="checkbox"/> Luxury Line <input type="checkbox"/> Sport Line <input checked="" type="checkbox"/> M Sport package	4AD4DM Finely Brushed Aluminium, Pearl-Gloss Chrome accent line		<input type="checkbox"/> Base model <input type="checkbox"/> Luxury Line <input type="checkbox"/> Sport Line <input type="checkbox"/> M Sport package
	<input type="checkbox"/> Base model <input checked="" type="checkbox"/> Luxury Line <input type="checkbox"/> Sport Line <input checked="" type="checkbox"/> M Sport package	4AD4DL Finely Brushed Aluminium, high-gloss Black accent line		<input type="checkbox"/> Base model <input type="checkbox"/> Luxury Line <input type="checkbox"/> Sport Line <input type="checkbox"/> M Sport package
	<input checked="" type="checkbox"/> Sport Line	4AD4DN Finely Brushed Aluminium, matt Coral Red accent line		<input type="checkbox"/> Base model <input type="checkbox"/> Luxury Line <input type="checkbox"/> Sport Line <input type="checkbox"/> M Sport package
	<input checked="" type="checkbox"/> M Sport package	4MR4DX Aluminium Hexagon, matt Estoril Blue accent line		<input type="checkbox"/> Base model <input type="checkbox"/> Luxury Line <input type="checkbox"/> Sport Line <input type="checkbox"/> M Sport package
	<input checked="" type="checkbox"/> M Sport package	4MR4DL Aluminium Hexagon, high-gloss Black accent line		<input type="checkbox"/> Base model <input type="checkbox"/> Luxury Line <input type="checkbox"/> Sport Line <input type="checkbox"/> M Sport package
Fine-wood trims.		Available with		
	<input type="checkbox"/> Base model <input checked="" type="checkbox"/> Luxury Line <input type="checkbox"/> Sport Line <input checked="" type="checkbox"/> M Sport package	4CE4DM Fine-wood trim Fineline Anthracite, Pearl-Gloss Chrome accent line		<input type="checkbox"/> Base model <input type="checkbox"/> Luxury Line <input type="checkbox"/> Sport Line <input type="checkbox"/> M Sport package
	<input type="checkbox"/> Base model <input checked="" type="checkbox"/> Luxury Line <input type="checkbox"/> Sport Line <input checked="" type="checkbox"/> M Sport package	4AB4DM Fine-wood trim Burled Walnut, Pearl-Gloss Chrome accent line		<input type="checkbox"/> Base model <input type="checkbox"/> Luxury Line <input type="checkbox"/> Sport Line <input type="checkbox"/> M Sport package
	<input type="checkbox"/> Luxury Line	4BB4DM Fine-wood trim Burled Walnut with inlay, Pearl-Gloss Chrome accent line		<input type="checkbox"/> Base model <input type="checkbox"/> Luxury Line <input type="checkbox"/> Sport Line <input type="checkbox"/> M Sport package



















Please note that even normal long or short-term use can lead to unrecoverable upholstery damage. This can be caused in particular by non-colourfast clothing.

BMW upholstery colours Coupé.

Cloth.	Available with		Leather.	Available with	
	<input checked="" type="checkbox"/> Base model	Move cloth BDAT Anthracite		<input checked="" type="checkbox"/> Luxury Line <input type="checkbox"/> Sport Line	Dakota leather LCLZ Black with Exclusive stitching
	<input checked="" type="checkbox"/> Sport Line	Track cloth BEL2 Anthracite, Red highlights		<input checked="" type="checkbox"/> Luxury Line <input type="checkbox"/> Sport Line	Dakota leather LCLY Veneto Beige with Exclusive stitching
	<input checked="" type="checkbox"/> Sport Line	Track cloth BEL1 Anthracite, Grey highlights		<input checked="" type="checkbox"/> Luxury Line	Dakota leather LCLX Saddle Brown with Exclusive stitching
Cloth/leather combination.					
	<input type="checkbox"/> Base model <input type="checkbox"/> Sport Line	Breeze cloth/leather combination CBOP Oyster, with Black interior colour		<input type="checkbox"/> Base model <input type="checkbox"/> Luxury Line <input type="checkbox"/> Sport Line <input checked="" type="checkbox"/> M Sport package	BMW Individual leather.
	<input checked="" type="checkbox"/> M Sport package	Hexagon cloth/Alcantara combination HAAT Anthracite with M piping and contrast stitching in Royal Blue		<input type="checkbox"/> Base model <input type="checkbox"/> Luxury Line <input type="checkbox"/> Sport Line <input checked="" type="checkbox"/> M Sport package	BMW Individual fine-grain Merino leather ZAKS Cashmere Beige ¹
	<input type="checkbox"/> Base model <input type="checkbox"/> Luxury Line <input type="checkbox"/> Sport Line <input checked="" type="checkbox"/> M Sport package	BMW Individual fine-grain Merino leather ZAGB Gold Brown ¹		<input type="checkbox"/> Base model <input type="checkbox"/> Luxury Line <input type="checkbox"/> Sport Line <input checked="" type="checkbox"/> M Sport package	BMW Individual fine-grain Merino leather ZAML Nutmeg ¹
	<input type="checkbox"/> Base model <input type="checkbox"/> Luxury Line <input type="checkbox"/> Sport Line <input checked="" type="checkbox"/> M Sport package	BMW Individual fine-grain Merino leather ZASW Black		<input type="checkbox"/> Base model <input checked="" type="checkbox"/> Luxury Line <input type="checkbox"/> Sport Line <input type="checkbox"/> M Sport package	Dakota leather LCSW Black
	<input type="checkbox"/> Base model <input checked="" type="checkbox"/> Luxury Line <input type="checkbox"/> Sport Line <input type="checkbox"/> M Sport package	Dakota leather LCLDF Veneto Beige		<input type="checkbox"/> Base model <input checked="" type="checkbox"/> Luxury Line <input type="checkbox"/> Sport Line <input type="checkbox"/> M Sport package	Dakota leather LCLM Oyster, Oyster dark highlights, with Black interior colour
	<input type="checkbox"/> Sport Line	Dakota leather LCL3 Black, Red highlights		<input type="checkbox"/> Sport Line <input checked="" type="checkbox"/> M Sport package	Dakota leather LCL5 Coral Red, Black highlights

¹ BMW Individual extended fine-grain Merino leather upholstery with contrast stitching and piping comprises front and rear seats including headrests, door trim inserts, door armrests and centre console armrest. Piping on front and rear seats and headrests in contrasting colour. Pearl-Gloss Chrome belt guide.
² With Pearl-Gloss Chrome accent line.

BMW interior trims Coupé.

Paint finishes.	Available with		Fine-wood trims.	Available with	
	<input checked="" type="checkbox"/> Base model	4CG Satin Silver, matt		<input type="checkbox"/> Luxury Line <input type="checkbox"/> Sport Line <input checked="" type="checkbox"/> M Sport package	4EZ4DM Fine-wood trim Ash Grain with metal inlay, Pearl-Gloss Chrome accent line
	<input checked="" type="checkbox"/> Sport Line	4AT4DN High-gloss Black, matt Coral Red accent line		<input type="checkbox"/> Base model <input type="checkbox"/> Luxury Line <input type="checkbox"/> Sport Line <input checked="" type="checkbox"/> M Sport package	BMW Individual interior trim XE7 Piano finish Black ²
Aluminium.					
	<input type="checkbox"/> Base model <input checked="" type="checkbox"/> Luxury Line <input type="checkbox"/> Sport Line <input checked="" type="checkbox"/> M Sport package	4AD4DM Finely Brushed Aluminium, Pearl-Gloss Chrome accent line		<input type="checkbox"/> Base model <input type="checkbox"/> Luxury Line <input type="checkbox"/> Sport Line <input checked="" type="checkbox"/> M Sport package	BMW Individual interior trim XE5 Fine-wood trim Plane Auburn dark ²
	<input type="checkbox"/> Base model <input checked="" type="checkbox"/> Luxury Line <input type="checkbox"/> Sport Line <input checked="" type="checkbox"/> M Sport package	4AD4DL Finely Brushed Aluminium, high-gloss Black accent line		<input type="checkbox"/> Base model <input type="checkbox"/> Luxury Line <input type="checkbox"/> Sport Line <input checked="" type="checkbox"/> M Sport package	BMW Individual interior trim XE7 Fine-wood trim Ash Grain White ²
	<input type="checkbox"/> Sport Line	4AD4DN Finely Brushed Aluminium, matt Coral Red accent line		<input type="checkbox"/> Base model <input checked="" type="checkbox"/> Luxury Line <input type="checkbox"/> Sport Line <input type="checkbox"/> M Sport package	
	<input checked="" type="checkbox"/> M Sport package	4MR4DX Aluminium Hexagon, matt Estoril Blue accent line		<input checked="" type="checkbox"/> M Sport package	
	<input checked="" type="checkbox"/> M Sport package	4MR4DL Aluminium Hexagon, high-gloss Black accent line			
Fine-wood trims.					
	<input type="checkbox"/> Base model <input checked="" type="checkbox"/> Luxury Line <input type="checkbox"/> Sport Line <input checked="" type="checkbox"/> M Sport package	4CE4DM Fine-wood trim Fine-line Anthracite, Pearl-Gloss Chrome accent line		<input type="checkbox"/> Base model <input checked="" type="checkbox"/> Luxury Line <input type="checkbox"/> Sport Line <input type="checkbox"/> M Sport package	
	<input type="checkbox"/> Base model <input checked="" type="checkbox"/> Luxury Line <input type="checkbox"/> Sport Line <input type="checkbox"/> M Sport package	4AB4DM Fine-wood trim Burled Walnut, Pearl-Gloss Chrome accent line		<input type="checkbox"/> Luxury Line	
	<input checked="" type="checkbox"/> Luxury Line	4BB4DM Fine-wood trim Burled Walnut with inlay, Pearl-Gloss Chrome accent line			

Please note that even normal long or short-term use can lead to unrecoverable upholstery damage. This can be caused in particular by non-colourfast clothing.

BMW Individual

The expression of personality.



BMW Individual paint finish
Pyrite Brown metallic.



The BMW 4 Series Convertible. Inspired by BMW Individual.

□ Driving a BMW is, in itself, a mark of character. There are those who still, however, want their vehicles to be even more individual reflections of their personality. The BMW Individual Collection and the BMW Individual Manufaktur meet these needs by opening up seemingly limitless opportunities for differentiation.

Precisely in tune with each model, the BMW Individual Collection offers a highly exclusive selection of equipment options. Fascinating paint finishes either refracting the light or with a matt effect. Leather, unique in colour and scope of application, perfected with clever contrasts and decorative stitching. Interior trims in the most exclusive fine woods, the immaculate Piano finish and the finest leather.

And yet even this can be surpassed – thanks to the BMW Individual Manufaktur. Here, there is only one goal: realising almost any customer request, even the most personal, with stylish, hand-crafted perfection.



BMW Individual fine-wood trim Ash Grain White,
with leather-covered instrument panel.



BMW Individual extended fine-grain Merino leather upholstery in Opal White with fine-wood trim Ash Grain White,
leather-covered instrument panel and Merino leather steering wheel.

Standard / Optional equipment.



□ 19" light alloy wheels Double-spoke style 401 with mixed runflat tyres, 8 J x 19, 225/40 R 19 tyres at the front, 8.5 J x 19, 255/35 R 19 tyres at the rear.



□ 18" light alloy wheels V-spoke style 398 with mixed runflat tyres, 8 J x 18, 225/45 R 18 tyres at the front, 8.5 J x 18, 255/40 R 18 tyres at the rear.



□ 18" light alloy wheels Star-spoke style 396 with runflat tyres, 8 J x 18, 225/45 R 18 tyres.



■ 17" light alloy wheels Star-spoke style 394 with Mobility System, 7.5 J x 17, 225/50 R 17 tyres (standard for the 418d¹, 420i/420i xDrive² and 420d/420d xDrive³).



■ 17" light alloy wheels Star-spoke style 393 with Mobility System, 7.5 J x 17, 225/50 R 17 tyres (standard on 428i/428i xDrive, 435i/435i xDrive, 425d, 430d/430d xDrive¹ and 435d xDrive).



□ 18" light alloy wheels Turbine style 415² with runflat tyres, 8 J x 18, 225/45 R 18 tyres.

Sport Line.



□ 19" light alloy wheels Star-spoke style 407 bi-colour with mixed runflat tyres, 8 J x 19, 225/40 R 19 tyres at the front, 8.5 J x 19, 255/35 R 19 tyres at the rear.



■ 18" light alloy wheels Double-spoke style 397 in bi-colour Ferric Grey, highly polished, with runflat tyres, 8 J x 18, 225/45 R 18 tyres.

Luxury Line.



□ 19" light alloy wheels Multi-spoke style 399 with mixed runflat tyres, 8 J x 19, 225/40 R 19 tyres at the front, 8.5 J x 19, 255/35 R 19 tyres at the rear.



■ 18" light alloy wheels Multi-spoke style 416, highly polished, with runflat tyres, 8 J x 18, 225/45 R 18 tyres.



□ 19" BMW Individual light alloy wheels V-spoke style 626 I, with mixed runflat tyres, 8 J x 19, 225/40 R 19 tyres at the front, 8.5 J x 19, 255/35 R 19 tyres at the rear. Discreet laser-engraved BMW Individual lettering.

M Sport package.



■ 18" M light alloy wheels Double-spoke style 400 M with mixed tyres, 8 J x 18, 225/45 R 18 tyres at the front, 8.5 J x 18, 255/40 R 18 tyres at the rear.



□ 18" M light alloy wheels Double-spoke style 441 M in Ferric Grey with mixed tyres, 8 J x 18, 225/45 R 18 tyres at the front, 8.5 J x 18, 255/40 R 18 tyres at the rear.
□ M Sport brakes² with fixed-caliper brakes in Dark Blue and "M" lettering have larger brake discs which provide enhanced braking power.



□ 19" M light alloy wheels Double-spoke style 442 M in bi-colour Orbit Grey, burnished, with mixed tyres, 8 J x 19, 225/40 R 19 tyres at the front, 8.5 J x 19, 255/35 R 19 tyres at the rear.



□ 19" M light alloy wheels Double-spoke style 442 M in bi-colour Orbit Grey, burnished, with mixed tyres, 8 J x 19, 225/40 R 19 tyres at the front, 8.5 J x 19, 255/35 R 19 tyres at the rear.

¹ Only available for the BMW 4 Series Coupé.
² Available for the 435d xDrive and 435i in combination with wheel sizes from 18" or in conjunction with the M Sport package.
³ Wheels available in combination with Lines from July 2015.

Standard / Optional equipment.



□ **Adaptive LED Headlights** (shown here) include accent lights, low beam and high beam function, BMW Selective Beam (anti-dazzle High-Beam Assistant), LED foglights, cornering lights, indicators, daytime running lights and Adaptive Headlights with variable light distribution for optimal illumination of the road ahead and improved visibility at night – for a more relaxed driving experience similar to daytime cruising.

■ **Xenon Headlights** for low and high beam with automatic headlight range control include headlight washing system, LED accent lights as well as parking lights and daytime running lights via four LED light rings.

□ **High-Beam Assistant** supports the driver at night by automatically switching to low beam when there is oncoming traffic or another car ahead. Whenever there is sufficient external lighting, for example in urban areas, the High-Beam Assistant reacts by automatically dipping the beam.

■ **Headlight washing system** ensures optimum headlight brightness in all kinds of weather. When the lights are on, the headlights are automatically cleaned in parallel with the windscreen if the wiping function is activated.



■ **Dynamic Braking Lights** with flashing function are automatically activated in case of a hard stop, thus enabling traffic travelling behind to tell the difference between a light tap on the brake pedal and a hard stop – and preventing tail-end collisions.



□ **LED foglights** in the front apron (included with Adaptive LED Headlights) increase safety in bad visibility.



□ **BMW Individual high-gloss Shadow Line** includes numerous trim details in high-gloss Black: front and rear side window trims, front and rear window recess finishers, Air Breathers, mirror bases and mirror triangles. (This equipment option is included with the M Sport package.)

□ **Exterior equipment in satinated Aluminium¹** comprises features such as the side window frames and/or window recess finishers and Air Breathers in satinated Aluminium. The mirror bases and mirror triangles come in matt Black.



■ **Air Breathers** are located behind the front wheel arches and control airflow around the front wheels. This reduces drag, minimising fuel consumption and CO₂ emissions. The illustration above shows the Air Breather in high-gloss Black (only in conjunction with BMW 4 Series Coupé Sport Line and M Sport package, BMW 4 Series Convertible M Sport package or the optional BMW Individual high-gloss Shadow Line).



■ **Exhaust tailpipes with chrome finish:** depending on the engine there is a single tailpipe on the left; one on the left and one on the right; or a twin tailpipe on the left. Photo shows tailpipe with Black Chrome trim².



□ **Trailer tow hitch** incl. trailer stability control, can be folded away electrically under the rear apron. For tow loads of up to 1,800kg, depending on the choice of engine.



□ **Eight-speed Steptronic sport transmission** (shown here), incl. a sportier gear selector lever and SPORT+ mode, for even faster, precise gear changes ensuring maximum dynamic performance – supported by the shift paddles on the Sport leather steering wheel.

□ **M Sport suspension** has a stiffer spring and damper set-up for sportier handling.



□ **Eight-speed Steptronic transmission³** enables considerably smoother gearshifts and superior ride comfort with its finer gradation of gear ratios, causing smaller rev changes between gears. This makes for superlative comfort combined with exhilarating dynamics and reduced fuel consumption.



■ **Six-speed manual transmission** for a very sporty drive. Smooth, with perfect ratios and precise, short-throw gearshifts. The tight spacing of gear ratios means that you can make even more individual use of the engine's power.

Standard / Optional equipment.



□ **iDrive Touch Controller** (part of the Navigation System Professional) enables intuitive and comfortable operation of the iDrive system. The touchpad integrated into the Controller facilitates the use of handwriting for inputting data such as destination addresses for the navigation system, with convenient monitoring via the Control Display.



■ **Radio Professional**, incl. fixed 6.5" LCD colour display, iDrive Controller, MP3-capable CD drive, six loudspeakers and 4 x 25 Watt output, FM/SW/MW reception as well as RDS and Traffic Programmes (TP), double tuner, electronic manual.

□ **DAB tuner** (Digital Audio Broadcasting) with digital reception makes a wider range of broadcast stations available, including a large number of specialist programmes, with top sound quality across the entire broadcast range. Supports DAB+ for even greater reception and sound quality.



■ **Driving Experience Control** incl. **ECO PRO mode** offers a choice between the standard Comfort mode, the ECO PRO mode designed to maximise fuel economy, and the SPORT mode, which enables even more dynamic driving. The ECO PRO mode adapts the accelerator and transmission response as well as the heating/air conditioning strategy to the current driving situation.

□ **Adaptive Suspension** includes dynamic damper control. Driving Experience Control can be used to select a comfortable or sporty chassis set-up.



□ **Harman Kardon Surround Sound System** incl. woodmark trim on the speaker grilles. Powerful digital amplifier with 600W output, nine channels, vehicle-specific equalizing, central speaker and 16 loudspeakers for truly outstanding sound quality.



□ **HiFi loudspeaker system** with 205 Watt amplifier output features nine loudspeakers for even sound distribution across the entire vehicle interior. The seven-channel amplifier allows precise audio adjustment for brilliant sound.



□ **Navigation System Professional** incl. hands-free kit, with USB interface, fixed 10.2" LCD colour display with split screen function (main and assistance windows), Radio Professional with DVD drive, 20GB storage capacity for audio files and Real Time Traffic Information in conjunction with BMW Assist.* The unit is operated intuitively via the iDrive Controller with direct menu control buttons and eight functional bookmarks. Maps are displayed in 3D with satellite background images. Selected sights are shown as photorealistic images.



□ **Navigation System Business** is operated via a simplified menu structure with an interactive map. It displays special destinations, alternative and eco routes as well as routes for round trips and multiple destinations. All destinations can be saved as favourites, and additionally available RTTI*¹ (Real Time Traffic Information) data help avoid congested roads.



■ **Instrument cluster** with five analogue displays – speedometer and rev counter as well as fuel, oil temperature and fuel consumption gauges – and Info Display. The latter shows data such as external temperature and on-board computer functions.

□ **Instrument cluster with extended functionality** (shown here) includes an Info Display for various functions, navigation prompts and operational feedback as well as song titles and sources from the audio system. With the ECO PRO mode activated, the instrument cluster provides graphical hints and ECO PRO tips to encourage more efficient driving.



□ **BMW Head-Up Display**², full-colour, projects key information directly into the driver's field of vision, thus improving traffic awareness. Depending on the equipment selected, this may include prompts from the navigation system as well as data from Speed Limit Info incl. No-overtaking indicator or from Check Control. In addition, Infotainment data such as radio station names and song titles as well as telephone directory entries and caller lists can be displayed.




□ **BMW Individual leather-covered instrument panel (XT1)**. Instrument panel top and upper-arm trim panels in Walknappa leather in the interior colour. Instrument panel bottom in fine-grain Merino leather in the BMW Individual upholstery colour. Contrasting seams in instrument panel top and bottom. Only in conjunction with BMW Individual fine-grain Merino leather.



■ **On-board computer** provides data on average speed, average and current fuel consumption, range and exterior temperature.

■ **Automatic Start/Stop function** automatically switches off the engine during brief stops in order to save fuel.



□ **Speed Limit Info** incl. No-overtaking indicator detects speed limits and no-overtaking zones and shows them to the driver in the instrument cluster's Info Display or the BMW Head-up Display. Only available in conjunction with Navigation System Business or Professional.



□ **BMW Individual leather-covered instrument panel (4M5)**. Instrument panel top and bottom in Walknappa leather Black. Upper-arm trim panels not leather-covered. Only in conjunction with Dakota leather.



□ **Driving Assistant** alerts the driver to an unintentional lane change and potential collisions and automatically applies the brakes in an emergency.

* May not be available in all countries. Please consult your BMW partner.

¹ This feature requires ConnectedDrive Services* equipment.

² Visibility is limited when wearing polarised sunglasses.

Standard / Optional equipment.



- **Sport leather steering wheel**, black, three spokes, with multifunction buttons and chrome trim.
- **Variable Sport Steering** for a very direct driving experience as well as enhanced agility and parking comfort.
- **Servotronic** adapts power steering support to speed and ensures a more direct and precise steering experience at high speeds. It also enhances comfort when parking and manoeuvring.
- **Front passenger airbag deactivation** to enable installation of a rear-facing child seat is done via a key switch on the passenger side.



- **M leather steering wheel** including multifunction buttons provides excellent grip thanks to thumb rests and thicker rim.
- **Multifunction buttons on the steering wheel** for operating the telephone, voice and audio functions as well as the Cruise Control, depending on equipment installed.



- **BMW Individual leather steering wheel** in the style of the sport leather steering wheel but with superior leather quality and a thicker rim.



- **Automatic air conditioning with single-zone control**, including microfilter.
- **Automatic air conditioning with two-zone control** (shown here for the Luxury Line), automatic air volume control and separate automatic temperature control for driver and front passenger. Includes rear air vent, automatic air recirculation, microfilter, fogging and solar sensors and Max Cool button.



- **Comfort telephony with enhanced smartphone connectivity** allows drivers to use Bluetooth or the snap-in adapter to link a compatible mobile phone¹ to the vehicle and hands-free equipment.
- **Hands-free system with USB port** for wireless connection of suitable Bluetooth mobile phones² or connection of compatible audio sources such as MP3 players via the USB port.



- **Lights package**, LED-based, includes many additional light sources: reading lights front and rear, vanity mirror illumination for driver and front passenger, front footwell lights, ambient light front and rear, in the door trim, the storage compartments and the centre console, exit lights in the doors and vicinity lighting integrated into the exterior door handles (standard for the 428i/428i xDrive, 435i/435i xDrive, 425d, 430d/430d xDrive² and 435d xDrive).



- **Sport seats for the Coupé** (shown above). Optimal lateral support for the driver and front passenger thanks to electric backrest width adjustment. Seat length, seat height, backrest angle and seat angle as well as thigh support are manually adjustable (standard for the 435i/435i xDrive and 435d xDrive).
- **Sport seats for the Convertible**. Optimal lateral support for the driver and front passenger thanks to electric backrest width adjustment. Seat length, seat height, backrest angle and seat angle can also be adjusted electrically. Manually adjustable thigh support.



- **Standard seats³** for driver and front passenger with manual adjustment of fore/aft position, backrest angle and headrest height, incl. seat height adjustment. The Easy Entry function – folding the entire seat forward – enables very comfortable access to the rear seats.



- **Seat heating for the driver and front passenger**, with three heating levels to warm up the seat surface and the central part of the backrest.



- **Interior mirror with automatic anti-glare function**; dazzle from following vehicles is automatically reduced when the amount of incident light exceeds a defined limit.
- **Interior and exterior mirrors with automatic anti-glare function**, incl. mirror memory and automatic parking function for the mirror on the passenger side when reversing, as well as electric fold-in function for the exterior mirrors.
- **Alarm system** with radio remote control and anti-theft device triggers acoustic signals in the event of an attempted break-in or unauthorised transport of the vehicle, and simultaneously switches on the hazard warning lights.



- **Armrest at the front**, fixed.
- **Armrest at the front**, adjustable, with integrated storage compartment (shown above).



- **Seat adjustment, electric**, for adjusting and saving seat height, backrest angle, fore/aft position and seat angle. In addition, the position of the exterior mirrors is saved. Memory function for saving two different driver's seat positions. (Standard for the BMW 4 Series Convertible; standard for the following versions of the BMW 4 Series Coupé: 435i/435i xDrive, 430d/430d xDrive and 435d xDrive).
- **Lumbar support** for driver and front passenger seats, electrically adjustable for height and depth. Ensures an orthopedically correct seating position and relieves strain on the spine.

¹ For information on compatible devices visit www.bmw.com/bluetooth
² Only available for the BMW 4 Series Coupé.

³ Illustration and description refer to the BMW 4 Series Coupé and differ from those for the BMW 4 Series Convertible.

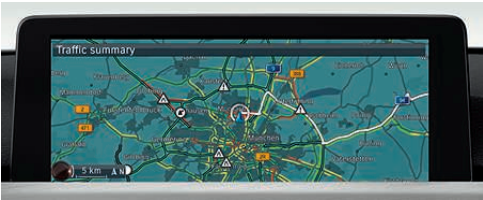
Standard / Optional equipment.



□ **BMW Live** enables in-car access to selected online services via a mobile phone's active Bluetooth data link. The system is operated with the iDrive Controller. You will find a list of all compatible mobile phones and smartphones at www.bmw.com/bluetooth.



□ **BMW Apps** enables convenient use of smartphone apps in the car. For example, the BMW Connected app allows you to use Facebook, Twitter and web radio, as well as third-party apps such as AUPEO! personal internet radio in the car. This option is only available in conjunction with BMW ConnectedDrive Services.



□ **Real Time Traffic Information (RTTI)**¹ * captures the current traffic situation on motorways, major and minor roads and on key urban routes, delivering precise data on the extent of traffic congestion practically in real time and recommending the most efficient alternative routes.



□ **Active Cruise Control with Stop&Go function**² incl. radar-based Approach Warning and light-braking function. Provides automatic speed control up to a selected speed of 210km/h, even in typical stop-and-go situations.



□ **Park Assistant** makes parallel parking easier. The system measures gaps the car passes (at speeds below 35km/h). When a suitable space has been found, the Park Assistant will take care of the steering, while the driver continues to select the required gear and operates the accelerator and brake pedals.



□ **Surround View** includes the Rear View Camera² with Top View as well as Side View, thus providing a 270-degree view of the vehicle's environment. This system provides support when parking and manoeuvring in confined spaces with reduced visibility (available in conjunction with Rear View camera).



□ **Message dictation**¹ * transforms spoken messages into text, which can then be sent off as an email or text message. This feature is free of charge for the first 60 days. After that, a contract with Nuance[®] is required for ongoing use.



□ **Comfort Access** enables keyless vehicle access (driver's door, front passenger door and luggage compartment lid). This feature includes vicinity lighting in the exterior door handles as well as no-touch opening of the luggage compartment lid through a short deliberate foot movement under the rear bumper at a distance of about 30cm. (This particular function is not available for the BMW 4 Series Convertible.) For the BMW 4 Series Convertible, Comfort Access also enables the opening and closing of the top.



□ **Storage compartment package for the Coupé** includes a lidded storage compartment on the driver's side, nets on the front seatbacks, 12V sockets in the rear centre console and the luggage compartment, storage net on the left-hand side of the luggage compartment, strap on the right-hand side of the luggage compartment, net on the luggage compartment floor, two bag hooks in the luggage compartment and an adjustable under-floor storage bin (shown above). □ **Storage compartment package for the Convertible** includes a lidded storage compartment on the driver's side, net on the luggage compartment floor, elastic strap to subdivide the luggage compartment and a 12V socket in the luggage compartment.



■ **Storage compartments** including a lidded compartment in the front centre console, two cup holders at the front and glove box. Door compartments capable of accommodating a one-litre bottle each. Large beverage holder and open storage area between the rear seats.



■ **Drinks holders.** Two cup holders situated in the centre console in front of the gear selector lever and a large cup holder integrated into the storage compartment between the rear seats. The cover for the cup holders at the front (see image) provides additional storage space and can be stored in the glove compartment to save space.



□ **Personal Profile** uses the vehicle key to save your individual settings for such things as the temperature and air distribution of the automatic air conditioning as well as seat and exterior mirrors positions. These settings will be applied when you unlock the car with your personal key.



□ **BMW Service Inclusive.** Service costs are another area where your BMW Service partner can offer you an intelligent solution. With BMW Service Inclusive, routine maintenance services will be provided at no extra cost, for the agreed duration or mileage. More information is available at www.bmw.com/serviceinclusive

* May not be available in all countries. Please consult your BMW partner.

¹ This feature requires ConnectedDrive Services[®] equipment.

² For models with a trailer tow hitch, the Rear View camera comes with an extended zoom function.

³ Requires Steptronic transmission.

BMW 4 Series Convertible							
	420i	428i xDrive	435i xDrive	420d	425d	430d	435d xDrive

Weight							
Unladen EU¹	kg	1725 [1750]	1755 [1780]	1815 [1825]	1755 [1765]	1790 [1805]	1845 [1925]
Unladen EU¹ (xDrive)	kg	–	1845 [1845]	1885 [1895]	–	–	–
Max. permissible	kg	2120 [2145]	2140 [2165]	2200 [2210]	2150 [2160]	2165 [2180]	2220 [2290]
Max. permissible (xDrive)	kg	–	2220 [2220]	2260 [2270]	–	–	–
Permitted load	kg	470	460	460	470	450	450
Permitted load (xDrive)	kg	–	450	450	–	–	440
Permitted axle load front/rear	kg	940/1220	960/1230	1015/1230	965/1230	980/1230	1025/1230
Permitted axle load front/rear (xDrive)	kg	–	1020/1225	1080/1230	–	–	1095/1230
Permitted trailer load, unbraked²	kg	695	745	750	745	750	750
Permitted trailer load, unbraked² (xDrive)	kg	–	750	750	–	–	750
Permitted trailer load, braked, max. 12% gradient/8% gradient³	kg	1400/1400 [1500/1500]	1600/1600	1700/1700	1600/1600	1800/1800	–
Permitted trailer load, braked, max. 12% gradient/8% gradient³ (xDrive)	kg	–	1700/1700	1800/1800	–	–	1800/1800
Permitted towbar download	kg	75	75	75	75	75	75

Engine³,⁴							
Cylinders/valves		4/4	4/4	6/4	4/4	4/4	6/4
Capacity	cc	1997	1997	2979	1995	2993	2993
Stroke/bore	mm	90.1/84.0	90.1/84.0	89.6/84.0	90.0/84.0	90.0/84.0	90.0/84.0
Max. output	kW/rpm	135/ 5000–6250	180/ 5000–6500	225/ 5800–6400	135/4000	160/4400	230/4000
	(hp/rpm)	(184/ 5000–6250)	(245/ 5000–6500)	(306/ 5800–6400)	(184/4000)	(218/4400)	(313/4000)
Max. torque	Nm/rpm	270/ 1250–4500	350/ 1250–4800	400/ 1200–5000	380/ 1750–2750	450/ 1500–2500	560/ 1500–2500
Compression ratio	:1	11.0	10.0	10.2	16.5	16.5	16.5

Transmission							
Standard transmission ratios	I/II/III :1	4.55/2.55/1.66	3.68/2.06/1.31	4.11/2.32/1.54	4.11/2.25/1.40	4.71/3.14/2.11	4.71/3.14/2.11
	IV/V/VI :1	1.23/1.00/0.83	1.00/0.81/0.68	1.18/1.00/0.85	1.00/0.80/0.66	1.67/1.29/1.00	1.67/1.29/1.00
	VII/VIII/IX :1	–/–/4.14	–/–/3.35	–/–/3.73	–/–/3.73	0.84/0.67/3.32	0.84/0.67/3.32
Final drive ratio	:1	3.15	3.91	3.23	3.39	3.46	2.56

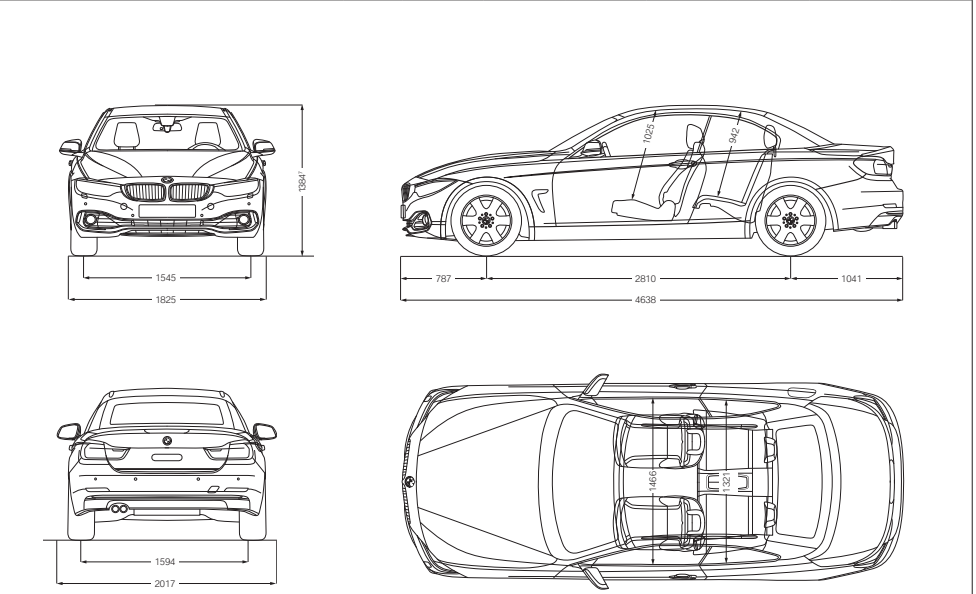
Performance							
Top speed	km/h	230 [230]	250 ^e [250 ^e]	250 ^e [250 ^e]	235 [228]	241 [241]	250 ^e [250 ^e]
Top speed (xDrive)	km/h	–	–	–	–	–	250 ^e [250 ^e]
Acceleration 0–100km/h	sec	8.2 [8.3]	6.4 [6.4]	5.6 [5.5]	8.2 [8.2]	7.3 [7.1]	5.9 [5.9]
Acceleration 0–100km/h (xDrive)	sec	–	6.5 [6.5]	5.6 [5.5]	–	–	5.2 [5.2]

Fuel consumption³,⁴,⁵							
Urban	l/100km	8.9–9.2 [8.6–8.9]	8.8–9.4 [8.6–8.7]	11.4–11.7 [10.8–11.1]	6.0–6.4 [5.7–5.9]	6.5–6.7 [6.0–6.3]	– [6.1–6.3]
Urban (xDrive)	l/100km	–	–	11.9–12.2 [11.3–11.6]	–	–	6.8–7.0 [6.8–7.0]
Extra-urban	l/100km	5.3–5.4 [5.2–5.3]	5.6–5.7 [5.5–5.6]	6.2–6.4 [5.6–5.7]	4.5 [4.3–4.4]	4.5–4.7 [4.4–4.6]	– [4.8–5.0]
Extra-urban (xDrive)	l/100km	–	–	6.6–6.7 [5.9–6.0]	–	–	5.2–5.3 [5.2–5.3]
Combined	l/100km	6.6–6.8 [6.4–6.6]	6.8–7.0 [6.6–6.8]	8.1–8.3 [7.5–7.7]	5.1–5.2 [4.8–5.0]	5.2–5.4 [5.0–5.2]	– [5.3–5.5]
Combined (xDrive)	l/100km	–	–	8.5–8.7 [7.9–8.1]	–	–	5.7–5.9 [5.7–5.9]
CO₂ emissions	g/km	154–158 [149–153]	159–163 [154–158]	190–194 [176–179]	133–137 [127–131]	138–143 [132–137]	– [139–144]
CO₂ emissions (xDrive)	g/km	–	163–167 [163–167]	199–203 [184–198]	–	–	151–155 [151–155]
Tank capacity, approx.	l	60	60	60	57	57	57

BMW 4 Series Convertible							
	420i	428i xDrive	435i xDrive	420d	425d	430d	435d xDrive

Wheels							
Tyre dimensions		225/50 R 17 W	225/50 R 17 W	225/50 R 17 W	225/50 R 17 W	225/50 R 17 W	225/50 R 17 W
Wheel dimensions		7.5 J x 17	7.5 J x 17	7.5 J x 17	7.5 J x 17	7.5 J x 17	7.5 J x 17
Material		Light alloy	Light alloy	Light alloy	Light alloy	Light alloy	Light alloy

Electrical system							
Battery capacity	Ah	90	90	90	90	90	90
Alternator output	A	170	170	210	175	180	180
	W	2380	2380	2940	2450	2520	2520



All dimensions in millimetres. Luggage compartment capacity: approx. 220–370 litres.

¹ The figure quoted includes a 90 per cent tank filling, 68kg for the driver and 7kg for luggage. Unladen weight applies to vehicles with standard equipment. Optional equipment may increase this figure.

² The overall weight of the trailer must not exceed the maximum permissible trailer load, taking into account the maximum permissible towbar download.

³ BMW recommends the use of RON 95 super unleaded fuel. Engines may be run on lower-grade unleaded fuel (minimum RON 91) with a maximum ethanol content of 10 per cent. Output and fuel consumption figures apply to RON 98 fuel.

⁴ All engines for the BMW 4 Series Convertible comply with the EU6 emissions standard. Fuel consumption is determined in accordance with the ECE driving cycle made up of approximately

one-third urban traffic and two-thirds extra-urban driving (based on the distance covered). CO₂ emissions are measured in addition to fuel consumption. Optional equipment may increase these figures.

⁵ Fuel consumption and CO₂ emissions are dependent on the selected wheel and tyre size. Optional equipment may increase these figures. Please consult your BMW partner for in-depth information.

⁶ Electronically limited.

⁷ Height for models with xDrive is 1,399mm.

Figures in [] apply to vehicles with eight-speed Steptronic transmission.

BMW 4 Series Coupé									
	420i	420i xDrive	428i	428i xDrive	435i	435i xDrive	418d	420d	420d xDrive
								425d	
								430d	430d xDrive
									435d xDrive

Weight									
Unladen EU¹	kg	1505 [1525]	1525 [1545]	1585 [1600]	1535 [1560]	1550 [1575]	1565 [1580]	[1615]	–
Unladen EU¹ (xDrive)	kg	1595 [1605]	1605 [1615]	1655 [1665]	–	1615 [1635]	–	[1690]	[1700]
Max. permissible	kg	1950 [1970]	1970 [1990]	2030 [2045]	1960 [2005]	1995 [2020]	2010 [2025]	[2060]	–
Max. permissible (xDrive)	kg	2040 [2050]	2050 [2060]	2100 [2110]	–	2060 [2080]	–	[2135]	[2145]
Permitted load	kg	520	520	520	520	520	520	520	520
Permitted axle load front/rear	kg	910/1095	920/1105	970/1120	930/1115	940/1120	935/1120	[985/1120]	–
Permitted axle load front/rear (xDrive)	kg	975/1110	980/1115	1030/1120	–	995/1125	–	[1040/1135]	[1050/1135]
Permitted roof load	kg	75	75	75	75	75	75	75	75
Permitted trailer load, unbraked²	kg	695	745	750	745	745	750	750	–
Permitted trailer load, unbraked² (xDrive)	kg	750	750	750	–	750	–	750	750
Permitted trailer load, braked, max. 12% gradient/8% gradient³	kg	1400 [1500]/1700	1600	1700/1700	1600/1800	1600/1800	1800/1800	[1800/1800]	–
Permitted trailer load, braked, max. 12% gradient/8% gradient³ (xDrive)	kg	1700/1800	1700	1800/1800	–	1600/1800	–	[1800/1800]	[1800/1800]
Permitted towbar download	kg	75	75	75	75	75	75	75	75

Engine³,⁴									
Cylinders/valves		4/4	4/4	6/4	4/4	4/4	4/4	6/4	6/4
Capacity	cc	1997	1997	2979	1995	1995	1995	2993	2993
Stroke/bore	mm	90.1/84.0	90.1/84.0	89.6/84.0	90.0/84.0	90.0/84.0	90.0/84.0	90.0/84.0	90.0/84.0
Max. output	kW/rpm	135/ 5000–6250	180/ 5000–6500	225/ 5800–6400	110/4000	140/4000	160/4400	190/4000	230/4400
	(hp/rpm)	(184/ 5000–6250)	(245/ 5000–6500)	(306/ 5800–6400)	150/4000	(190/4000)	(218/4400)	(258/4000)	(313/4400)
Max. torque	Nm/rpm	270/ 1250–4500	350/ 1250–4800	400/ 1200–5000	320/ 1500–3000	400/ 1750/2500	450/ 1500–2500	560/ 1500–3000	630/ 1500–2500
Compression ratio	:1	11.0	10.0	10.2	16.5	16.5	16.5	16.5	16.5

Transmission									
Standard transmission ratios		IV/VIII :1	4.55/2.55/1.66	3.68/2.06/1.31	4.11/2.32/1.54	4.00/2.13/1.40	4.11/2.25/1.40	4.71/3.14/2.11	4.71/3.14/2.11
		IV/V/Vi :1	1.23/1.00/0.83	1.00/0.81/0.68	1.18/1.00/0.85	1.00/0.78/0.67	1.00/0.80/0.66	1.67/1.29/1.00	1.67/1.29/1.00
		VIII/Vi/R :1	–/–/4.14	–/–/3.35	–/–/3.73	–/–/3.65	–/–/3.73	0.84/0.67/3.32	0.84/0.67/3.32
Final drive ratio	:1	3.08	3.91	3.23	3.23	3.15	3.46	2.56	–
Final drive ratio (xDrive)	:1	3.39	3.39	3.23	–	3.15	–	2.56	2.56

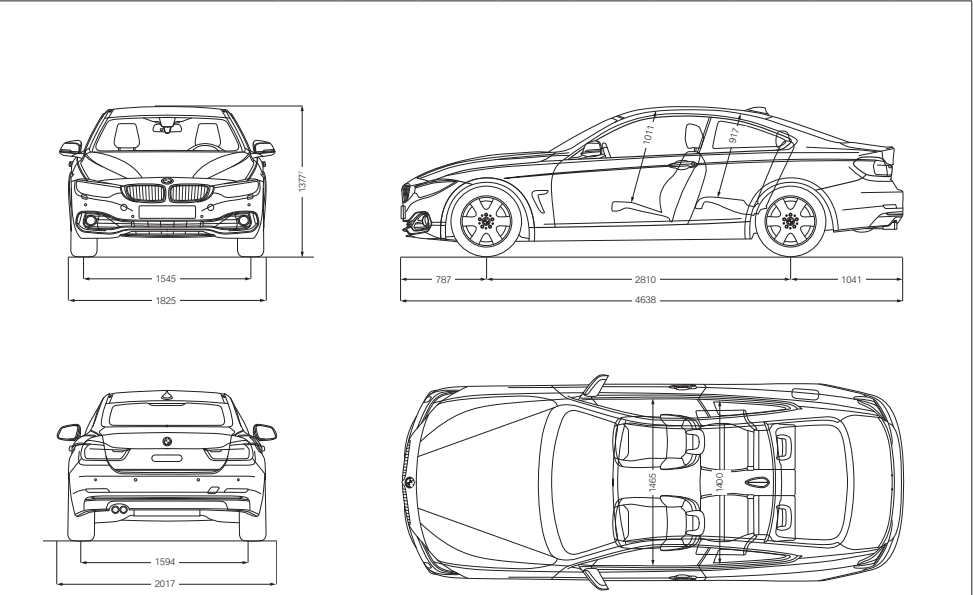
Performance									
Top speed	km/h	236 [236]	250* [250*]	250* [250*]	215 [213]	240 [232]	247 [247]	[250*]	–
Top speed (xDrive)	km/h	233 [231]	250* [250*]	250* [250*]	–	236 [230]	–	[250*]	[250*]
Acceleration 0–100km/h	sec	7.3 [7.3]	5.9 [5.8]	5.4 [5.1]	8.6 [8.6]	7.3 [7.1]	6.7 [6.5]	[5.5]	–
Acceleration 0–100km/h (xDrive)	sec	7.4 [7.5]	5.6 [5.8]	5.2 [4.9]	–	7.4 [7.2]	–	[5.2]	[4.7]

Fuel consumption³,⁴,⁵									
Urban	l/100km	8.4–8.5 [8.1]	8.8–9.0 [8.1–8.3]	11.1–11.3 [10.2–10.6]	5.0–5.4 [5.0–5.3]	5.1–5.5 [4.7–5.1]	6.1–6.4 [5.7–5.9]	[5.7–5.9]	–
Urban (xDrive)	l/100km	8.9–9.2 [8.6–8.9]	9.0–9.1 [8.7–8.8]	11.6–11.7 [10.8–11.0]	–	5.3–5.8 [5.2–5.6]	–	[6.0–6.2]	[6.4–6.6]
Extra-urban	l/100km	4.9–5.0 [4.8–4.9]	5.3 [5.2–5.3]	6.1–6.2 [5.5]	3.7–3.9 [3.6–3.9]	3.7–3.9 [3.6–3.9]	4.3–4.5 [4.1–4.3]	[4.5–4.6]	–
Extra-urban (xDrive)	l/100km	5.6–5.7 [5.1–5.3]	5.5–5.6 [5.5–5.6]	6.3–6.4 [5.7–5.8]	–	3.9–4.1 [4.0–4.2]	–	[4.8–4.9]	[4.9–5.0]
Combined	l/100km	6.1–6.3 [6.0–6.1]	6.6–6.7 [6.3–6.4]	7.9–8.1 [7.2–7.4]	4.2–4.5 [4.1–4.4]	4.2–4.5 [4.0–4.3]	5.0–5.2 [4.7–4.9]	[4.9–5.1]	–
Combined (xDrive)	l/100km	6.8–7.0 [6.4–6.6]	6.8–6.9 [6.7–6.8]	8.2–8.3 [7.6–7.7]	–	4.4–4.7 [4.4–4.7]	–	[5.2–5.4]	[5.4–5.6]
CO₂ emissions	g/km	144–146 [139–141]	154–156 [147–149]	185–188 [169–172]	110–118 [109–117]	111–119 [106–114]	131–136 [124–129]	[129–134]	–
CO₂ emissions (xDrive)	g/km	159–163 [149–153]	159–161 [157–159]	193–194 [178–179]	–	117–125 [117–125]	–	[137–142]	[143–147]
Tank capacity, approx.	l	60	60	60	57	57	57	57	57

BMW 4 Series Coupé									
	420i	420i xDrive	428i	428i xDrive	435i	435i xDrive	418d	420d	420d xDrive
								425d	
								430d	430d xDrive
									435d xDrive

Wheels									
Tyre dimensions		225/50 R 17 V	225/50 R 17 W	225/50 R 17 W	225/50 R 17 V	225/50 R 17 W	225/50 R 17 W	225/50 R 17 W	225/50 R 17 W
Wheel dimensions		7.5 J x 17	7.5 J x 17	7.5 J x 17	7.5 J x 17	7.5 J x 17	7.5 J x 17	7.5 J x 17	7.5 J x 17
Material		Light alloy	Light alloy	Light alloy	Light alloy	Light alloy	Light alloy	Light alloy	Light alloy

Electrical system									
Battery capacity	Ah	90	90	90	90	90	90	90	90
Alternator output	A	170	170	170	150	150	175	180	180
	W	2380	2380	2380	2100	2100	2450	2520	2520



All dimensions in millimetres. Luggage compartment capacity: approx. 445 litres.

¹ The figure quoted includes a 90 per cent tank filling, 68kg for the driver and 7kg for luggage. Unladen weight applies to vehicles with standard equipment. Optional equipment may increase these figures.

² The overall weight of the trailer must not exceed the maximum permissible trailer load, taking into account the maximum permissible towbar download.

³ BMW recommends the use of RON 95 super unleaded fuel. Engines may be run on lower-grade unleaded fuel (minimum RON 91) with a maximum ethanol content of 10 per cent. Output and fuel consumption figures apply to RON 98 fuel.

⁴ All engines for the BMW 4 Series Coupé comply with the EU6 emissions standard. Fuel consumption is determined in accordance with the ECE driving cycle made up of approximately

one-third urban traffic and two-thirds extra-urban driving (based on the distance covered). CO₂ emissions are measured in addition to fuel consumption. Optional equipment may increase these figures.

⁵ Fuel consumption and CO₂ emissions are dependent on the selected wheel and tyre size. Optional equipment may increase these figures. Please contact your BMW partner for in-depth information.

⁶ Electronically limited.

⁷ Height for models with xDrive 1,392mm.

Figures in [] apply to vehicles with eight-speed Steptronic transmission.

WELL TAKEN CARE OF WITH BMW SERVICES:

When you buy a BMW, you can look forward to superb service and comprehensive customer care. For example, the **Condition Based Service** independently tracks both service fluid levels and the condition of parts subject to wear and then notifies you in the display when the vehicle requires servicing. So you only need to go to your BMW service partner when it's really necessary. When you do go, our **qualified**

BMW service specialists take care of your vehicle using the newest workshop technology and only **original BMW parts**. This service is available worldwide in more than 3,300 BMW service partner establishments in over 150 countries, to provide you with limitless driving pleasure.

BMW SERVICE.



BMW Service Inclusive*: BMW Service Inclusive enables you to enjoy unlimited driving pleasure in your new BMW. You can select different coverage packages and various contract durations. Costs for maintenance, inspection and wear are covered for the entire duration of the contract. Of course, only Original BMW Parts will be used for any repairs. BMW Service Inclusive is not just effective in your country, but worldwide, at all participating BMW Service partners. For further information visit

www.bmw.com/serviceinclusive



BMW Mobile Service*: This service is there for you in case of a breakdown, day and night. Specially trained BMW technicians do everything necessary, on the phone or on-site, to get your car back on the road as fast as possible. We offer a comprehensive country-specific mobility package for breakdowns and insurance that covers you in the event of an accident or theft. And in case of an accident, call us at the BMW accident hotline! We'll take care of calling the police, an ambulance, a tow truck, a replacement car, notifying your insurance company and much more. For more information visit www.bmw.com



BMW TeleServices*: With Condition Based Service, you'll be automatically notified in the display of your next necessary service appointment. Provided you've consented, the most important vehicle data required for analysis will be relayed to BMW automatically. Your assigned BMW service partner will access the information and contact you free of charge to make a service appointment – if one is necessary. To access BMW TeleServices, the vehicle must be equipped with the optional Intelligent Emergency Call or ConnectedDrive Services. If necessary, the service can be deactivated at any time. For more on this topic please visit www.bmw.com/teleservices

BMW FINANCIAL SERVICE.



BMW Financial Services: Tailor-made finance: BMW Financial Services offers you attractive leasing, finance and insurance packages. For further information visit www.bmwfs.com or ask your local BMW partner to make you an individual offer.

THE BMW EXPERIENCE.



BMW TV*: www.bmw.tv enables you to experience the BMW brand in all its diversity. Features, portraits and background reports provide you with information on automobiles, innovations, sports and lifestyle topics.



BMW Driving Experience: The better you control your BMW, the more enjoyment you will derive from driving it. Use our training courses to learn for yourself what it means to reach a car's physical limits on various types of surfaces, and what you have to do to control your vehicle even in extreme situations. For further information please visit www.bmwdrivingexperience.com



BMW Welt: A visit to BMW Welt is something you will never forget, whether you go to pick up a new car or just to enjoy the fascination of the brand. To collect a new vehicle, you can choose between three options: Premium Compact, Premium or Premium Plus. To enjoy BMW Welt online, simply visit www.bmw-welt.com/en



BMW Magazine: In BMW Magazine, experience the newest BMW models in front of stunning backdrops. Discover new design trends, travel destinations and the richness of modern life. Encounter people with visionary ideas who are changing the world. Find out more at www.bmw.com/magazine

* May not be available in all countries. Please consult your BMW partner.

SHAPING THE FUTURE – RESPONSIBLY.



In 2013, the BMW Group was once again listed in the Dow Jones Sustainability World and Europe Indices and thus ranked one of the most sustainable automotive companies worldwide. The development of efficient vehicle concepts and eco-friendly production processes, up to and including recycling, is an integral part of our engineering philosophy. BMW EfficientDynamics standards have enabled us to cut the CO₂ emissions of our fleet of new vehicles in Europe by more than 30% between 1995 and today. We're also aiming to reduce the amount of resources such as water and energy used in production by 45% between 2006 and 2020. Production at our engine plant in Steyr has been waste-water free since 2007. And of course each of our vehicles is designed for easy and economical recycling after its long running life. Please contact your BMW partner on all matters regarding your end-of-life vehicle. For further information please visit our website.

www.bmw.com/EfficientDynamics
www.bmwgroup.com/responsibility
www.bmw.com/recycling

More about BMW



Sheer
Driving Pleasure

www.bmw.com



The models illustrated in this brochure show the specifications and configurations (standard and optional equipment) of vehicles produced by BMW AG for the German market. According to the specific requirements of other markets, alterations in standard and optional equipment and the configurations available for the different models, as described in this brochure, may occur. For more precise information about country-specific vehicle versions, please contact your local BMW partner. Subject to change in design and equipment.

© BMW AG, Munich/Germany. Not to be reproduced wholly or in part without written permission of BMW AG, Munich.

4 11 004 026 201 2015 BB. Printed in Germany 2015.



MIX
Paper from
responsible sources
FSC® C014963

BMW recommends
Original BMW Quality Oil.